



# CALIFORNIA SOFTBALL GAME NOTES

27 NCAA APPEARANCES • 2002 WCWS CHAMPIONS • 40 ALL-AMERICA HONORS • 184 ALL-PAC-12 SELECTIONS

## 2014 SCHEDULE & RESULTS

### 22-17, 4-6 PAC-12

DATE	OPPONENT	TIME/RESULT
<i>Kajikawa Classic (Tempe, Ariz.)</i>		
Feb. 7	New Mexico	W, 8-2
Feb. 8	Creighton	L, 6-4
Feb. 8	Bradley	W, 10-3
Feb. 9	Portland State	W, 8-3
<i>Campbell/Cartier Classic (San Diego, Calif.)</i>		
Feb. 14	South Dakota	W, 7-3
Feb. 14	at San Diego State	L, 7-3
Feb. 15	Texas State	L, 4-3
Feb. 15	Cal State Fullerton	W, 5-4
Feb. 16	St. Mary's	L, 4-1
<i>Mary Nutter Collegiate Classic (Cathedral City, Calif.)</i>		
Feb. 21	12/16 Texas A&M	L, 10-6
Feb. 22	24 Notre Dame	W, 5-3
Feb. 22	15 Baylor	L, 13-0
Feb. 23	25 Texas	W, 5-2
<i>Mizuno Invitational (Riverside, Calif.)</i>		
Feb. 28	Loyola Chicago	CANCELLED
Feb. 28	Sacred Heart	CANCELLED
March 2	at UC Riverside	CANCELLED
March 2	Loyola Chicago	L, 3-2 (8)
<i>Hawaii Spring Fling (Honolulu, Calif.)</i>		
March 5	at Hawaii	W, 10-1 (5)
March 6	Pacific	W, 5-2
March 8	James Madison	L, 3-0
March 8	at Hawaii	L, 6-2
March 9	James Madison	L, 3-0
<b>MARCH 12</b>	<b>OHIO STATE</b>	<b>W, 2-1</b>
March 14	at 21/19 Stanford*	L, 14-13
March 15	at 21/19 Stanford**	W, 2-1
March 15	at 21/19 Stanford**	W, 11-5
<b>MARCH 20</b>	<b>GRAND CANYON</b>	<b>W, 5-4</b>
<b>MARCH 20</b>	<b>GRAND CANYON</b>	<b>W, 7-1</b>
<i>Santa Clara Invitational (Santa Clara, Calif.)</i>		
March 21	Grand Canyon	W, 11-1 (5)
March 22	Princeton	W, 11-1 (5)
March 23	Princeton	W, 9-0 (6)
March 23	at Santa Clara	W, 5-3
March 28	at Oregon State*	CANCELLED
March 29	at Oregon State*	CANCELLED
March 30	at Oregon State*	W, 13-3
April 2	at Pacific	W, 9-0 (5)
<b>APRIL 4</b>	<b>ARIZONA STATE**</b>	<b>L, 7-2</b>
<b>APRIL 5</b>	<b>ARIZONA STATE**</b>	<b>L, 10-2 (6)</b>
<b>APRIL 6</b>	<b>ARIZONA STATE**</b>	<b>L, 10-0 (5)</b>
April 9	at St. Mary's	L, 8-2
<b>APRIL 11</b>	<b>ARIZONA**</b>	<b>L, 15-5</b>
<b>APRIL 12</b>	<b>ARIZONA*</b>	<b>W, 9-1 (6)</b>
<b>APRIL 13</b>	<b>ARIZONA**</b>	<b>L, 7-2</b>
<b>APRIL 15</b>	<b>SANTA CLARA</b>	<b>W, 4-3</b>
April 17	at Oregon**	4 PM
April 18	at Oregon**	4 PM
April 19	at Oregon*	12 PM
<b>APRIL 23</b>	<b>SACRAMENTO STATE</b>	<b>TBD</b>
<b>APRIL 25</b>	<b>UCLA*</b>	<b>3 PM</b>
<b>APRIL 26</b>	<b>UCLA*</b>	<b>1 PM</b>
<b>APRIL 27</b>	<b>UCLA**</b>	<b>12 PM</b>
May 1	at Utah**	6 PM
May 2	at Utah**	5 PM
May 3	at Utah**	5 PM
<b>MAY 8</b>	<b>WASHINGTON**</b>	<b>3 PM</b>
<b>MAY 9</b>	<b>WASHINGTON**</b>	<b>2 PM</b>
<b>MAY 10</b>	<b>WASHINGTON**</b>	<b>11:30 AM</b>

All times Pacific (PT) and subject to change  
Home games in **BOLD** | \* indicates Pac-12  
opponent | # indicates Pac-12 Networks broadcast

## SERIES AT A GLANCE



### CALIFORNIA

(22-17 Overall, 4-6 Pac-12)  
Head Coach: Diane Ninemire  
Last 10 Games: 4-6  
Last 5 Games: 2-3  
Current Streak: Won 1

VS.



### NO. 1 OREGON

(37-5 Overall, 11-1 Pac-12)  
Head Coach: Mike White  
Last 10 Games: 9-1  
Last 5 Games: 4-1  
Current Streak: Won 3

**GAMES:** Thurs. April 17 (4 p.m.); Fri. April 18 (4 p.m.); Sat. April 19 (12 p.m.)

**VENUE:** Howe Field      **LOCATION:** Eugene, Ore.

**BROADCAST:** Pac-12 Networks (April 17 & 18)      **LIVE STATS:** GoDucks.com

**TWITTER:** @CalSoftball      **INSTAGRAM:** @CalSoftball      **FACEBOOK:** Facebook.com/CalSoftball

**SERIES RECORD:** Cal leads 77-39

**LAST MEETING:** Oregon won in Bear Territory, 5-1 and 9-3. Cal won one game 3-1.

## GOLDEN BEARS FACE TOP-RANKED DUCKS IN EUGENE

The California softball squad heads back to the Beaver State for the second time in less than a month for a tangle with Oregon's top-ranked Ducks. The Ducks are the unanimous No. 1 in both polls, receiving every single first place vote. The series begins Thursday at 4 p.m. and continues Friday at 4 p.m. and Saturday at noon.

## ALL BASES COVERED

The first two games of Cal's series with Oregon will be broadcast live on the Pac-12 Networks, with Ann Schatz and Amanda Freed on the call. For more coverage of the game, follow @CalSoftball on Twitter for in-game updates. Live stats will be available at CalBears.com

## SCOUTING OREGON

Oregon is batting a strong .344 as a team and is well-deserving of its No. 1 ranking, with nine players batting .300 or better. Leading the Ducks is Courtney Ceo with

a .481 average and team-leading 65 hits. Alexa Paterson leads her team with 44 RBI, and Kailee Cuico is a major threat at the plate with 12 home runs and a .306 average. Despite the departure of Jessica Moore last season, the Ducks are still in good shape in the circle thanks to Cheridan Hawkins and her 1.39 ERA and 22-3 record with 210 strikeouts and only eight home runs allowed. Backing her up is Karissa Hovinga (2.05 ERA, 11-1) and Jasmine Smithson-Willett (2.85, 4-1). The Oregon pitching staff is holding batters to a .211 average.

## LAST TIME OUT

Cal took a much-needed win over Santa Clara at home, 4-3, rallying in the sixth inning to score three runs after falling behind 3-1. The Bears were also able to take one win from ninth-ranked Arizona in Berkeley last weekend, defeating the Wildcats 9-1 in six innings. Arizona won the series with a pair of 15-5 and 7-2 wins.

**CONNECTED TO CAL:** Game recaps, statistics, notes and more are available on the web at CalBears.com, and follow @CalSoftball on Instagram and Twitter, and Facebook (Facebook.com/CalSoftball) for a behind-the-scenes look at all the action.

**CAL VS. OREGON BY THE NUMBERS**

Cal	Category	Oregon
.301	Batting Average	.344
1042	At Bats	1119
208	Runs	284
314	Hits	385
44	Doubles	48
3	Triples	15
37	Home Runs	46
184	Runs Batted In	252
.456	Slugging Percentage	.537
26-34	Stolen Bases-Attempts	52-69
153	Walks	149
158	Strikeouts	162
36	Errors	34
4.49	Team ERA	1.79
5.01	Opponent ERA	6.04
0	Saves	3
100	Walks Allowed	82
166	Strikeouts Pitched	297
.298	Opposing Batting Average	.211

**GOLDEN BEAR NOTEBOOK**
**WHO TO WATCH THIS WEEKEND**

Nearly 40 games into the season, Cheyenne Cordes is still batting at a strong 400-plus mark with a .431 average in the leadoff spot and team-leading 11 doubles and 11 home runs. She tops the home run charts along with Danielle Henderson's 11 homers. Henderson is batting .373 and is among the Pac-12 leaders for walks in 2014 with 34 to date. Kylie Reed has 53 hits and a .376 average with just five strikeouts. Cal's pitching staff collectively owns a 4.49 ERA, with Nisa Ontiveros (3.70 ERA, 9-7, 89 innings), Stephanie Trzcinski (3.87 ERA, 7-7, 72.1 innings) and Katie Sutherland-Finch (5.37 ERA, 6-3, 74.1) all splitting nearly equal time in the circle.

**DUE UP**

The Bears play their final non-conference opponent Wednesday when they host Sacramento State at 4:30 p.m. On Friday, Cal continues a four-game homestand by hosting UCLA at 3 p.m. The Bears and Bruins also meet at 1 p.m. on Saturday and noon on Sunday. Sunday's game will be Cal's annual Friends of Jaclyn/Bears for Bebe day in honor of adopted teammate Barbara "Bebe" Wiggs.

**JUNIORS JAMMIN'**

This season, Cal's starting core of juniors – Cheyenne Cordes, Danielle Henderson and Breana Kostreba – have combined for a whopping 50 of Cal's 84 extra-base hits, or roughly 60 percent. Based on extra-base hits alone (not counting singles), the junior class is responsible for 36 percent of Cal's total bases in 2014.

**SENIORS EARN THEIR STARTS**

Prior to this season, Victoria Jones was the only Golden Bear to regularly start nearly every game in her four-year career. But 2014 has seen head coach Diane Ninemire lean heavily on her veterans, with each of the five seniors earning multiple starts this season. The most notable difference has been with LaRisa Jones, who started just five games prior to her senior season and has now started nearly every game in left field for the Bears. Alex Robben is also finding success. After tallying just five hits in her first two seasons with the Bears, she has already registered eight this season, including both her first and second career doubles.

**TOP 25 RANKINGS (4/15)**
**USA TODAY/NFCA**

RANK	TEAM	RECORD
1	Oregon (32)	36-5
2	UCLA	35-4
3	Michigan	33-6
4	Tennessee	35-6
5	Florida	37-8
6	Arizona State	38-6
7	Alabama	37-7
8	Kentucky	36-8
9	Florida State	39-6
10	Arizona	34-9
11	Washington	24-11
12	Minnesota	32-6
13	Missouri	32-10
14	Baylor	30-9
15	Georgia	35-8
16	Oklahoma	32-9
17	Louisiana-Lafayette	30-7-1
18	Tulsa	38-5
19	South Alabama	32-8
20	Nebraska	30-13
21	Texas A&M	28-14
22	Notre Dame	25-9
23	Auburn	31-12-1
24	USC Upstate	39-5
25	Northwestern	23-11

**ESPN.com/USA SOFTBALL**

RANK	TEAM	RECORD
1	Oregon (20)	37-5
2	UCLA	35-4
3	Michigan	33-6
4	Tennessee	35-6
5	Arizona State	38-6
6	Alabama	37-7
7	Florida	37-8
8	Florida State	39-6
9	Arizona	34-9
10	Kentucky	36-8
11	Washington	24-11
12	Oklahoma	32-9
13	Minnesota	32-6
14	Baylor	30-9
15	Missouri	32-10
16	Tulsa	38-5
17	Louisiana Lafayette	30-7-1
18	Georgia	35-8
19	Nebraska	30-13
20	South Alabama	32-8
21	Notre Dame	25-9
22	Texas A&M	28-14
23	Auburn	31-12-1
24	LSU	24-18
25	USC Upstate	39-5



**THUNDER FROM DOWN UNDER**

Freshman Stephanie Trzcinski, who just joined the Bears in January, is already turning heads for her pitching performances in the circle. Despite getting off to an 0-3 start, Trzcinski has since steadily improved and threw her first collegiate no-hitter against Princeton. It was the first California no-hitter since Jolene Henderson's no-no against Valparaiso at the 2013 NCAA Ann Arbor Regional. Trzcinski also owns both of Cal's shutout wins and leads the team in ERA.

**UH OH, OCHO**

Henderson has become a household name to collegiate softball fans in the country, thanks in part to former Cal ace Jolene Henderson, the winningest pitcher in Golden Bear history. But also making waves in the program record books is little sis Danielle Henderson, who currently ranks fifth for career home runs with 38. She is just four long balls away from tying 2013 graduate and Team USA player Lindsey Ziegenhirt's 42, and 17 away from tying home run leader Veronica Nelson.

**CHEYENNE-ING STAR**

Leadoff batter Cheyenne Cordes has improved every single year for the Bears, and this year has been no different. Cordes currently leads the team in a myriad of categories, including batting average (.431), doubles (11) and runs scored (39). The junior held a team leading 14-game hit streak until Cal's recent game against Pacific.

**TWEET, LIKE, REPEAT**

Join the Bears in the social media realm for a behind-the-scenes look at the team all season long. Follow along with in-game scoring updates, exclusive photos, interviews and more at:

- Facebook: [www.Facebook.com/CalSoftball](http://www.Facebook.com/CalSoftball)
- Twitter: @CalSoftball
- Instagram: @CalSoftball
- YouTube: [www.YouTube.com/CalSoftball](http://www.YouTube.com/CalSoftball)

**NEWCOMERS**

The offseason saw the addition of seven newcomers to the Golden Bear program. Among the seven are three pitchers in Stephanie Trzcinski, Katie Sutherland-Finch and Taylor Cotton. A native of Adelaide, Australia Trzcinski joined the team at the start of the spring from down under. Sutherland-Finch, out of Glencoe High School in Hillsboro, Ore., was a MaxPreps High School All-American. Cal also inked four infielders, highlighted by 2013 Ms. Softball State Player of the Year Kylie Reed, former competitive figure skater Alleah Laxamana and sophomores Taylor Garcia and Marissa Iwanylo, who joined the team as walk-ons following Cal's try-outs in the fall.

**QUICK FACTS**

**GENERAL INFORMATION**

Location .....	Berkeley, Calif.
Enrollment .....	36,204
Founded .....	1868
Nickname.....	Golden Bears
Colors.....	Blue (PMS 282) and Gold (116)
Conference .....	Pac-12
Chancellor.....	Nicholas Dirks
Director of Athletics.....	Sandy Barbour
Softball Administrator .....	Foti Mellis
Home Field (Capacity).....	Levine-Fricke Field (1,200)

**COACHING STAFF**

Head Coach .....	Diane Ninemire (27th Season)
Alma Mater.....	Nebraska-Omaha, 1980
Cal/Career Record .....	1,155-533
Assistant Coach.....	John Reeves (21st season)
Alma Mater.....	San Jose State, 1980
Assistant Coach.....	Tammy Lohmann (Ninth season)
Alma Mater.....	Arizona State, 1997
Volunteer Assistant Coach.....	Mandy Santos (first season)
Softball Office Phone .....	510-643-9101
Softball Fax.....	510-643-1116
Mailing Address.....	2227 Piedmont Avenue
.....	Berkeley, CA 94720

**TEAM INFORMATION**

2013 Record.....	38-19 (10-14/T5th Pac-12)
Home Record.....	9-6
Away Record .....	8-10
Neutral Site Record .....	21-3
2013 NCAA Postseason.....	Ann Arbor Regional (2-2)
2013 Final Rank .....	23/24
Starters Returning/Lost.....	8/3
Letterwinners Returning/Lost.....	13/3
Newcomers.....	7

**PROGRAM HISTORY**

First Year .....	1972 (41 seasons)
All-Time Record.....	1542-728-3 (.679) 42nd season
National Championships .....	One (2002)
Women's College World Series Appearances .....	12
.....	(1986, 92, 96, 99, 2000, 01, 02, 03, 04, 05, 11, 12)
Last WCWS Appearance.....	2012
NCAA Postseason Appearances.....	29
.....	(1982, 86, 87, 88, 89, 90, 91, 92, 93, 94, 95, 96, 97, 98, 99,
.....	2000, 01, 02, 03, 04, 05, 06, 07, 08, 09, 10, 11, 12, 13)
Last Postseason Appearance.....	2013 (NCAA Regional)
Pac-12 Championships.....	Three (1987, 2005, 2012)

**ATHLETIC COMMUNICATIONS**

Softball Contact.....	Mara Rudolph
Cell Phone .....	510-384-6574
Office Phone.....	510-643-5846
Email.....	marar@berkeley.edu
Fax.....	(510) 643-7778
Website .....	CalBears.com
Mailing Address.....	349 Haas Pavilion,
.....	Berkeley, Calif. 94720

**2013 TROPHY CASE**
**NFCA All-American (1)**

Jolene Henderson (2nd team)

**All-Pac-12 (7)**

 Jolene Henderson (1st team)  
 Cheyenne Cordes (2nd team)  
 Lindsey Ziegenhirt (2nd team)  
 Danielle Henderson (HM)  
 Victoria Jones (HM)  
 Khala Taylor (All-Freshman)  
 Vanessa Alvarez (All-Freshman HM)

**NFCA All-Pacific Region(5)**

 Danielle Henderson (1st team)  
 Jolene Henderson (1st team)  
 Lindsey Ziegenhirt (1st team)  
 Cheyenne Cordes (2nd team)  
 Victoria Jones (2nd team)

**CoSIDA Academic All-America (1)**

Lindsey Ziegenhirt (3rd team)

**CoSIDA Academic All-District (1)**

Lindsey Ziegenhirt (1st team)

**Academic All-Pac-12 (3)**

 Lindsey Ziegenhirt (1st team)  
 Danielle Henderson (HM)  
 Nikki Owens (HM)

**Pac-12 Scholar-Athlete of the Year (1)**

Lindsey Ziegenhirt

**Pac-12 Player of the Week (2)**

 Cheyenne Cordes (March 12)  
 Lindsey Ziegenhirt (March 25)

**Pac-12 Pitcher of the Week (3)**

 Jolene Henderson (March 12)  
 Jolene Henderson (March 19)  
 Jolene Henderson (April 22)

**Senior CLASS Award Finalist**

Jolene Henderson (Top 10)

**USA Softball Player of the Year Finalist**

Jolene Henderson (Top 10)

**COACHES POLL**

In this season's Pac-12 preseason coaches poll, league coaches have predicted a seventh-place finish for the Golden Bears. Arizona State and Washington are projected to finish first. In nine of the past 13 seasons, the Bears have finished higher than predicted in the preseason poll. Last season, Cal was predicted to claim the conference title but finished with a 10-14 conference record to tie for fifth. The Bears have claimed three Pac-12 (or Pac-10) titles – in 1987, 2005 and most recently, 2012.

1. Arizona State 60
- Washington 60
3. Oregon 48
4. UCLA 42
5. Stanford 38
6. Arizona 28
7. **California 18**
8. Oregon State 15
- Utah 15

**THE LAST TIME CAL...**

Lost at home ..... 7-2 vs. No. 9 Arizona (4/13/14)  
 Won on the road ..... 9-0 (5) at Pacific (4/2/14)  
 Lost on the road ..... 8-2 at St. Mary's (4/9/14)  
 Won by run-rule ..... 9-1 (6) vs. No. 9 Arizona (4/12/14)  
 Lost by run-rule ..... 10-0 (5) vs. No. 7 Arizona State (4/6/14)  
 Won in extra innings ..... 5-1 (10) at No. 19 UCLA (4/13/13)  
 Lost in extra innings ..... 3-2 vs. Loyola Chicago (3/2/14)  
 Won a one-run game ..... 4-3 vs. Santa Clara (4/15/14)  
 Lost a one-run game ..... 14-13 at No. 21/19 Stanford (3/14/14)  
 Shut out an opponent ..... 9-0 (6) vs. Princeton (3/23/14)  
 Was shut out ..... 10-0 (5) vs. No. 7 Arizona State (4/6/14)  
 Beat a Pac-12 opponent ..... 9-1 (6) vs. No. 9 Arizona (4/12/14)  
 Lost to a Pac-12 opponent ..... 7-2 vs. No. 9 Arizona (4/13/14)  
 Beat a ranked opponent ..... 9-1 (6) vs. No. 9 Arizona (4/12/14)  
 Lost to an unranked opponent ..... 8-2 at St. Mary's (4/9/14)  
 Scored 10+ runs in a game ..... 13 vs. Oregon State (3/30/14)  
 Scored 15+ runs in a game ..... 18 vs. IPFW (3/4/11)  
 Recorded 10+ hits in a game ..... 14 vs. Pacific (4/2/14)  
 Recorded 15+ hits in a game ..... 17 vs. Oregon State (3/30/14)  
 Drew 10+ walks in a game ..... 10 vs. Utah Valley (2/16/13)  
 Stole 5+ bases in a game ..... 5 vs. Oregon State (4/19/13)  
 Stole 10+ bases in a game ..... 10 vs. UIC (2/19/10)

**THE LAST TIME A CAL PLAYER...**

Recorded 4+ hits in a game ..... 4, Kylie Reed vs. Princeton (3/24/14)  
 Scored 4+ runs in a game ..... 4, Cheyenne Cordes vs. St. Mary's (3/10/13)  
 Drove in 5+ runs in a game ..... 5, Cheyenne Cordes vs. Princeton (3/22/14)  
 Hit 2+ home runs in a game ..... 2, Danielle Henderson vs. CMU (5/17/13)  
 Drew 3+ walks in a game ..... 3, Victoria Jones vs. Loyola Chicago (3/2/14)  
 Stole 3+ bases in a game ..... 3, Jamia Reid at St. Mary's (4/11/12)  
 Had a walk-off home run ..... Danielle Henderson vs. Fullerton (2/15/14)

**THE LAST TIME A CAL PITCHER...**

Struck out 15+ Batters ..... 15, Jolene Henderson at Sac St. (3/30/13)  
 Struck out 10+ Batters ..... 15, Jolene Henderson at Sac St. (3/30/13)  
 Threw a no-hitter ..... Stephanie Trzcinski vs. Princeton (3/23/14)  
 Threw a perfect game ..... Jolene Henderson vs. Bucknell (5/21/10)

## 2014 ROSTER INFORMATION

## NUMERICAL ROSTER

NO.	NAME	POS.	B/T	HT.	YR.	HOMETOWN/PREVIOUS SCHOOL
1	Stephanie Trzcinski	RHP/IF	R/R	5-6	Fr.	Adelaide, South Australia/St. Peters Girls School
2	Jordan Wallace	IF	R/R	5-5	Sr.*	Vallejo, Calif./Fairfield
3	Kylie Reed	IF	L/R	5-5	Fr.	Corona, Calif./Norco
4	Alex Robben	IF	L/L	5-5	Sr.	Napa, Calif./Napa
7	Katie Sutherland-Finch	RHP	R/R	5-4	Fr.	Hillsboro, Ore./Glencoe
8	Danielle Henderson	IF	R/R	5-5	Jr.	Elk Grove, Calif./Sheldon
9	Vanessa Alvarez	OF	L/R	5-2	So.	San Jose, Calif./Archbishop Mitty
10	Victoria Jones	IF	R/R	5-6	Sr.	Oceanside, Calif./Vista
11	Taylor Garcia	IF	R/R	5-6	So.	San Pedro, Calif./San Pedro
16	Nisa Ontiveros	RHP	R/R	5-10	So.	Bakersfield, Calif./Ridgeview
19	Taylor Cotton	LHP	L/L	5-4	Fr.	Lincoln, Calif./Whitney
22	Mary Lee	IF	R/R	5-7	Jr.	San Diego, Calif./Torrey Pines
23	Ashley Decker	OF	L/R	5-5	Sr.	Sparks, Nev./Spanish Springs
24	LaRisa Jones	OF	L/R	5-4	Sr.	Concord, Calif./Clayton Valley
25	Breana Kostreba	UTIL.	R/R	5-3	Jr.	Aptos, Calif./Aptos
27	Cheyenne Cordes	IF	R/R	5-4	Jr.	Fairfield, Calif./Rodriguez
33	Marissa Iwanylo	IF	R/R	5-3	So.	Henderson, Nev./Green Valley
44	Jasmin Mejia	OF	R/R	5-6	So.	Riverside, Calif./Arlington
72	Nikki Owens	RHP	L/R	5-10	So.	Scotts Valley, Calif./Scotts Valley
99	Alleah Laxamana	IF	R/R	5-8	Fr.	Long Beach, Calif./Woodrow Wilson

\*utilized redshirt year

**Head Coach:** Diane Ninemire, 27th season (Nebraska-Omaha '80)**Assistant Coach:** John Reeves, 21st season (San Jose State '80)**Assistant Coach:** Tammy Lohmann, ninth season (Arizona State '97)**Volunteer Assistant Coach:** Mandy Santos, first season

## ALPHABETICAL ROSTER

NO.	NAME	POS.
9	Vanessa Alvarez	OF
27	Cheyenne Cordes	IF
19	Taylor Cotton	LHP
23	Ashley Decker	OF
11	Taylor Garcia	IF
8	Danielle Henderson	IF
33	Marissa Iwanylo	IF
24	LaRisa Jones	OF
10	Victoria Jones	IF
25	Breana Kostreba	UTIL.
99	Alleah Laxamana	IF
22	Mary Lee	IF
44	Jasmin Mejia	OF
16	Nisa Ontiveros	RHP
72	Nikki Owens	RHP
3	Kylie Reed	IF
4	Alex Robben	IF
7	Katie Sutherland-Finch	RHP
1	Stephanie Trzcinski	RHP/IF
2	Jordan Wallace	IF

## PRONUNCIATION GUIDE

<u>Cheyenne Cordes</u>	Cord-S
<u>Marissa Iwanylo</u>	I-won-E-low
<u>LaRisa Jones</u>	(rhymes with Marissa)
<u>Breana Kostreba</u>	Bree-AH-nuh Cuss-TREE-bah
<u>Alleah Laxamana</u>	Uh-LEE-uh Lax-uh-MA-nuh
<u>Jasmin Mejia</u>	Meh-HE-yuh
<u>Nisa Ontiveros</u>	KNEE-sah On-ta-VER-ohs
<u>Alex Robben</u>	Robin
<u>Stephanie Trzcinski</u>	Tra-ZIN-ski
<u>Diane Ninemire</u>	NINE-meyer
<u>Tammy Lohmann</u>	Low-men

## ROSTER BY CLASS

**SENIORS (5):** Ashley Decker, LaRisa Jones, Victoria Jones, Alex Robben, Jordan Wallace**JUNIORS (5):** Cheyenne Cordes, Danielle Henderson, Breana Kostreba, Mary Lee, Nikki Owens**SOPHOMORES (5):** Vanessa Alvarez, Taylor Garcia, Marissa Iwanylo, Jasmin Mejia, Nisa Ontiveros**FRESHMEN (5):** Taylor Cotton, Alleah Laxamana, Kylie Reed, Katie Sutherland-Finch, Stephanie Trzcinski

## HEAD COACH DIANE NINEMIRE

## FAST FACTS

## COACHING HONORS

- 2012 Easton Team of the Year
- 2012 Pac-12 Coach of the Year
- 2011 NFCA Pacific Region Coaching Staff of the Year
- 2011 Midland University Athletic Hall of Fame Induction
- 2009 NFCA Hall of Fame Induction
- 2002 NFCA Coaching Staff of the Year
- 1991 Pac-10 Coach of the Year
- NCAA Pacific Region Advisory Committee
- All-American Selection Committee

## COACHING HISTORY

- Head Coach, Cal  
1988-present
- Assistant Coach, Cal  
1983-1988
- Assistant Coach, Texas Women's University  
1989-1983

## EDUCATION

Graduated in 1980 with a bachelor's degree from University of Nebraska-Omaha and a master's degree in physical education from Texas Women's University in 1987

## ATHLETIC BACKGROUND

Began her collegiate career at Midland Lutheran, leading the team to a state championship as a freshman before transferring to Nebraska-Omaha. At UNO, she played varsity basketball and softball. A shortstop and left fielder, Ninemire helped UNO win the 1978 championship and make three appearances in the College World Series.

## BY THE NUMBERS

<b>Years as Head Coach</b>	27
<b>Years as Head Coach (Cal)</b>	27
<b>Wins</b>	1,155
<b>Losses</b>	533
<b>Winning Percentage</b>	.684
<b>All-America selections</b>	35
<b>All-Pac-12 selections</b>	139
<b>Academic All-America selections</b>	4
<b>Academic All-Pac-10 selections</b>	54
<b>All-Region selections</b>	84
<b>Coach of the Year</b>	2
<b>National Titles</b>	1
<b>Conference Titles</b>	2
<b>No. of Olympians Coached</b>	7
<b>Winning Seasons</b>	26
<b>Years in Post Season</b>	26
<b>Trips to WCWS</b>	12
<b>Title Game Appearances</b>	3

**2014 STATISTICS**

Record: 22-17 Home: 5-5 Away: 6-4 Neutral: 11-8 Pac-12: 4-6

Player	avg	gp-gs	ab	r	h	2b	3b	hr	rbi	tb	slg%	bb	hp	so	gdp	ob%	sf	sh	sb-att	po	a	e	fld%
Cordes,Cheyenne	.431	35-35	116	39	50	11	1	11	34	96	.828	21	2	16	0	.510	4	0	1-1	53	43	8	.923
Reed,Kylie	.376	39-39	141	19	53	3	0	0	17	56	.397	2	1	5	0	.386	1	5	8-10	69	60	3	.977
Henderson,Danielle	.373	39-39	110	29	41	4	1	11	31	80	.727	34	1	16	1	.524	0	0	2-2	51	72	5	.961
Kostreba,Breana	.342	37-37	111	14	38	7	0	4	25	57	.514	11	2	18	0	.408	1	2	4-5	105	1	2	.981
Alvarez,Vanessa	.306	29-20	62	13	19	2	0	1	9	24	.387	8	2	12	0	.403	0	0	3-4	18	2	2	.909
Jones,Victoria	.270	39-39	111	22	30	5	1	4	23	49	.441	24	2	17	1	.406	1	0	2-4	152	24	1	.994
Robben,Alex	.258	18-8	31	5	8	2	0	0	2	10	.323	3	0	11	0	.324	0	0	0-0	0	0	0	.000
Wallace,Jordan	.250	28-20	52	9	13	3	0	4	15	28	.538	7	3	12	0	.365	1	0	0-0	83	4	4	.956
Laxamana,Alleah	.245	23-21	53	10	13	2	0	1	6	18	.340	8	1	8	0	.349	1	0	1-1	71	5	2	.974
Jones,LaRisa	.212	38-38	99	14	21	2	0	0	9	23	.232	9	1	11	0	.284	0	7	3-3	69	2	2	.973
Decker,Ashley	.203	30-26	74	12	15	2	0	0	6	17	.230	9	0	15	0	.286	1	1	1-2	31	0	0	1.000
Mejia,Jasmin	.172	27-22	58	11	10	0	0	1	6	13	.224	13	1	11	0	.329	1	1	0-1	33	0	0	1.000
Lee,Mary	.150	18-7	20	10	3	1	0	0	1	4	.200	1	0	4	0	.190	0	1	1-1	13	10	2	.920
Garcia,Taylor	.000	7-0	4	0	0	0	0	0	0	0	.000	3	0	2	0	.429	0	0	0-0	0	0	0	.000
Totals	.301	39	1042	208	314	44	3	37	184	475	.466	153	16	158	2	.395	11	17	26-34	758	256	36	.966
Opponents	.298	39	1044	177	311	50	7	37	163	486	.466	100	27	166	4	.371	9	14	8-18	755	302	36	.967

LOB - Team (277), Opp (260). DPs turned - Team (11), Opp (16). Picked off - Cordes,C 1.

**(All games Sorted by Earned run avg)**

Player	era	w-l	app	gs	cg	sho	sv	ip	h	r	er	bb	so	2b	3b	hr	b/avg	wp	hp	bk	sfa	sha
Ontiveros,Nisa	3.70	9-7	21	14	5	0/0	0	89.0	116	53	47	27	46	19	2	6	.304	5	13	1	2	4
Trzcinski,Stephanie	3.87	7-7	20	11	5	2/0	0	72.1	77	41	40	21	58	12	4	18	.269	2	4	1	1	5
Finch,Katie	5.37	6-3	22	13	4	0/0	0	74.1	94	62	57	38	51	19	0	12	.307	5	6	8	4	3
Cotton,Taylor	7.15	0-0	9	1	0	0/0	0	15.2	23	19	16	12	11	0	1	1	.343	7	4	3	1	2
Owens,Nikki	10.50	0-0	2	0	0	0/0	0	1.1	1	2	2	2	0	0	0	0	.250	0	0	0	1	0
Totals	4.49	22-17	39	39	14	2/0	0	252.2	311	177	162	100	166	50	7	37	.298	19	27	13	9	14
Opponents	5.01	17-22	39	39	17	4/1	2	251.2	314	208	180	153	158	44	3	37	.301	22	16	3	11	17

PB - Team (4), Jones,V 3, Laxamana,A 1, Opp (4). Pickoffs - Team (2), Jones,V 2, Opp (1). SBA/ATT - Jones,V (4-12), Ontiveros,N (2-6), Laxamana,A (4-6), Cotton,T (3-4), Finch,K (1-4), Trzcinski,S (1-3), Owens,N (1-1).

## 2014 RESULTS

Date	Opponent	Score	Inns	Overall	Pac-12	Pitcher of record	Attend	Time
! Feb 07, 2014	vs New Mexico	w 8-2	7	1-0-0	0-0-0	Ontiveros,N (W 1-0)	223	2:15
! Feb 08, 2014	vs Creighton	L 4-6	7	1-1-0	0-0-0	Trzcinski,S (L 0-1)	203	1:55
! Feb 08, 2014	vs Bradley	w 10-3	7	2-1-0	0-0-0	Ontiveros,N (W 2-0)	252	1:18
! Feb 09, 2014	vs Portland St.	w 8-3	7	3-1-0	0-0-0	Finch,K (W 1-0)	248	1:22
# Feb 14, 2014	vs South Dakota	w 7-3	7	4-1-0	0-0-0	Finch,K (W 2-0)	143	1:59
# Feb 14, 2014	at San Diego State	L 3-7	7	4-2-0	0-0-0	Ontiveros,N (L 2-1)	433	2:09
# Feb 15, 2014	vs Texas State	L 3-4	7	4-3-0	0-0-0	Trzcinski,S (L 0-2)	197	2:25
# Feb 15, 2014	vs Cal State Fullerton	w 5-4	7	5-3-0	0-0-0	Ontiveros,N (W 3-1)	225	2:25
# Feb 16, 2014	vs St. Mary's (CA)	L 1-4	7	5-4-0	0-0-0	Trzcinski,S (L 0-3)	148	1:40
\$ Feb 21, 2014	vs #12 Texas A&M	L 6-10	7	5-5-0	0-0-0	Ontiveros,N (L 3-2)	157	1:14
\$ Feb 22, 2014	vs #24 Notre Dame	w 5-3	7	6-5-0	0-0-0	Ontiveros,N (W 4-2)	202	1:53
\$ Feb 22, 2014	vs #15 Baylor	L 0-13	7	6-6-0	0-0-0	Finch,K (L 2-1)	204	1:50
\$ Feb 23, 2014	vs #25 Texas	w 5-2	7	7-6-0	0-0-0	Ontiveros,N (W 5-2)	187	2:13
% Mar 02, 2014	vs Loyola Chicago	L 2-3	(8)	7-7-0	0-0-0	Ontiveros,N (L 5-3)	85	2:30
& Mar 05, 2014	at Hawaii	w 10-1	5	8-7-0	0-0-0	Finch,K (W 3-1)	428	1:45
& Mar 06, 2014	vs Pacific	w 5-2	7	9-7-0	0-0-0	Ontiveros,N (W 6-3)	0	2:20
& Mar 08, 2014	vs James Madison	L 0-3	7	9-8-0	0-0-0	Finch,K (L 3-2)	0	1:45
& Mar 08, 2014	at Hawaii	L 2-6	7	9-9-0	0-0-0	Ontiveros,N (L 6-4)	0	1:54
& Mar 09, 2014	vs James Madison	L 0-3	7	9-10-0	0-0-0	Finch,K (L 3-3)	0	1:36
Mar 12, 2014	OHIO STATE	w 2-1	7	10-10-0	0-0-0	Ontiveros,N (W 7-4)	130	1:58
* Mar 14, 2014	at #21 Stanford	L 13-14	7	10-11-0	0-1-0	Ontiveros,N (L 7-5)	442	3:20
* Mar 15, 2014	at #21 Stanford	w 2-1	7	11-11-0	1-1-0	Trzcinski,S (W 1-3)	436	1:50
* Mar 15, 2014	at #21 Stanford	w 11-5	7	12-11-0	2-1-0	Trzcinski,S (W 2-3)	321	2:40
Mar 20, 2014	GRAND CANYON-1	w 5-4	7	13-11-0	2-1-0	Ontiveros,N (W 8-5)	43	1:51
Mar 20, 2014	GRAND CANYON-2	w 7-1	7	14-11-0	2-1-0	Trzcinski,S (W 3-3)	45	1:40
+ Mar 21, 2014	vs Grand Canyon	w 11-1	5	15-11-0	2-1-0	Finch,K (W 4-3)	0	1:33
+ Mar 22, 2014	vs Princeton	w 11-1	5	16-11-0	2-1-0	Ontiveros,N (W 9-5)	0	1:23
+ Mar 23, 2014	vs Princeton	w 9-0	6	17-11-0	2-1-0	Trzcinski,S (W 4-3)	0	2:04
+ Mar 23, 2014	at Santa Clara	w 5-3	7	18-11-0	2-1-0	Finch,K (W 5-3)	0	1:49
* Mar 30, 2014	at Oregon St.	w 13-3	7	19-11-0	3-1-0	Finch,K (W 6-3)	254	2:50
Apr 02, 2014	at Pacific	w 9-0	5	20-11-0	3-1-0	Trzcinski,S (W 4-3)	200	1:39
* Apr 04, 2014	#7 ARIZONA STATE	L 2-7	7	20-12-0	3-2-0	Trzcinski,S (L 5-4)	159	2:20
* Apr 05, 2014	#7 ARIZONA STATE	L 2-10	7	20-13-0	3-3-0	Ontiveros,N (L 9-6)	317	2:15
* Apr 06, 2014	#7 ARIZONA STATE	L 0-10	6	20-14-0	3-4-0	Trzcinski,S (L 5-5)	1047	1:50
Apr 09, 2014	at St. Mary's (CA)	L 2-8	7	20-15-0	3-4-0	Trzcinski,S (L 5-6)	201	1:39
* Apr 11, 2014	#9 ARIZONA	L 5-15	7	20-16-0	3-5-0	Ontiveros,N (L 9-7)	205	2:44
* Apr 12, 2014	#9 ARIZONA	w 9-1	6	21-16-0	4-5-0	Trzcinski,S (W 6-6)	302	1:50
* Apr 13, 2014	#9 ARIZONA	L 2-7	7	21-17-0	4-6-0	Trzcinski,S (L 6-7)	774	2:18
Apr 15, 2014	SANTA CLARA	w 4-3	7	22-17-0	4-6-0	Trzcinski,S (W 7-7)	103	1:46

\* = Conference game

! = Kajikawa Classic (Tempe, Ariz.)

# = Campbell/Cartier Classic (San Diego, Calif.)

\$ = Mary Nutter Collegiate Classic (Palm Springs, Calif.)

% = Mizuno Invitational (Riverside, Calif.)

& = Jack in the Box Spring Fling (Honolulu, Hawai'i)

+ = Marriott Round Robin (Santa Clara, Calif.)

() extra inning game

**2014 PAC-12 STANDINGS (AS OF APRIL 16)**

Team	Conference				Overall				Last 10	Streak
	W	L	T	Pct	W	L	T	Pct		
Oregon	11	1	0	.917	37	5	0	.881	9-1	W 3
Arizona State	12	3	0	.800	38	6	0	.864	9-1	W 6
UCLA	9	3	0	.750	36	4	0	.900	8-2	W 3
Arizona	9	6	0	.600	34	9	0	.791	7-3	W 1
California	4	6	0	.400	22	17	0	.564	4-6	W 1
Washington	4	7	0	.364	24	11	0	.686	4-6	W 1
Oregon State	3	10	0	.231	13	23	0	.361	2-8	L 3
Utah	3	11	0	.214	18	19	0	.486	6-4	W 2
Stanford	2	10	0	.167	25	16	0	.610	2-8	L 1

**TEAM**
**BATTING LEADERS**

Batting Avg.....	7th (.300)
Slugging Percentage.....	7th (.455)
On-base Percentage.....	7th (.394)
Runs Scored.....	7th (208)
Hits.....	5th (313)
RBI.....	7th (184)
Home Runs.....	5th (37)
Walks.....	5th (153)
Stolen bases.....	6th (26)

**PITCHING LEADERS**

ERA.....	7th (4.46)
Opposing Batting Avg.....	7th (.298)
Batters Struck Out.....	7th (166)
Hits Allowed.....	7th (311)
Runs Allowed.....	6th (177)
Earned Runs Allowed.....	9th (161)
Walks Allowed.....	6th (100)
Home Runs Allowed.....	9th (37)

**INDIVIDUAL**
**BATTING LEADERS**

Batting Average.....	Cheyenne Cordes (8th, .422)
Slugging.....	Cheyenne Cordes (3rd, .819)
.....	Danielle Henderson (7th, .727)
On-base Percentage.....	Danielle Henderson (5th, .524)
Runs Scored.....	Cheyenne Cordes (6th, 39)
Hits.....	Kylie Reed (4th, 53)
Doubles.....	Cheyenne Cordes (5th, 11)
Triples.....	None
RBI.....	None
Home Runs.....	Danielle Henderson (6th, 11)
.....	Cheyenne Cordes (6th, 11)
Walks.....	Danielle Henderson (2nd, 34)
Stolen Bases.....	None

**PITCHING LEADERS**

ERA.....	None
Opposing Batting Avg.....	None
Batters Struck Out.....	None
Hits Allowed.....	Taylor Cotton (4th, 23)
Runs Allowed.....	Taylor Cotton (5th, 19)
Earned Runs Allowed.....	Taylor Cotton (7th, 16)
Walks Allowed.....	Taylor Cotton (4th, 12)
.....	Stephanie Trzcinski (10th, 21)
Home Runs Allowed.....	Taylor Cotton (2nd, 1)

## MISCELLANEOUS STATS

### CAL LEADERS

#### BATTING (minimum 10 AB):

Average:	Cordes	.431
Hits:	Reed	53
At Bats:	Reed	141
Doubles:	Cordes	11
Triples:	Henderson	1
	Cordes	1
	Jones	1
Home Runs:	Henderson	11
	Cordes	11
Total Bases:	Cordes	96
Runs Scored:	Cordes	39
RBI:	Henderson	34
Slugging Pct.:	Cordes	.828
On-Base Pct.:	Henderson	.524
Walks:	Henderson	34
Hit By Pitch:	Wallace	3
Most Strikeouts:	Kostreba	18
Sac Bunts:	L. Jones	7
Sac Flies:	Cordes	4
Stolen Bases:	Reed	8
Steal Attempts:	Reed	10

#### PITCHING (minimum 1.0 IP):

ERA:	Ontiveros	3.70
Wins:	Ontiveros	9
Saves:	--	--
Opp Avg:	Trzcinski	.269
Innings:	Ontiveros	89.0
Batters Struck Out:	Trzcinski	58
Wild Pitches:	Cotton	7
Hit Batters:	Ontiveros	13
Shutouts:	Trzcinski	2

#### FIELDING:

Fielding Pct:	4 players	1.000
Assists:	Henderson	72
Chances:	V. Jones	177
Putouts:	V. Jones	152
Errors:	Cordes	8
CSB:	V. Jones	8

### 2014 GRAND SLAMS

Jordan Wallace vs. Creighton (2/8/14)  
 Cheyenne Cordes vs. Princeton (3/22/14)  
 Vanessa Alvarez vs. No. 9 Arizona (4/12/14)

### MULTIPLE HIT GAMES

Player	2	3	4	5+	Total
Henderson,Danielle	14	-	1	-	15
Reed,Kylie	10	3	1	1	15
Cordes,Cheyenne	10	1	3	-	14
Kostreba,Breana	8	2	-	-	10
Jones,Victoria	6	-	-	-	6
Alvarez,Vanessa	4	-	1	-	5
Jones,LaRisa	4	1	-	-	5
Laxamana,Alleah	3	1	-	-	4
Decker,Ashley	4	-	-	-	4
Mejia,Jasmin	1	-	-	-	1
Wallace,Jordan	1	-	-	-	1
TEAM	65	8	6	1	80

### MULTIPLE RBI GAMES

Player	2	3	4	5+	Total
Henderson,Danielle	3	6	-	-	9
Cordes,Cheyenne	5	2	-	1	8
Kostreba,Breana	5	-	2	-	7
Jones,Victoria	5	1	-	-	6
Wallace,Jordan	3	-	1	-	4
Reed,Kylie	3	1	-	-	4
Mejia,Jasmin	2	-	-	-	2
Alvarez,Vanessa	1	-	1	-	2
Laxamana,Alleah	2	-	-	-	2
Robben,Alex	1	-	-	-	1
TEAM	30	10	4	1	45

### HITTING STREAKS

Player	Longest	Current
Cordes,Cheyenne	14	5
Reed,Kylie	10	1
Kostreba,Breana	9	1
Jones,Victoria	8	1
Henderson,Danielle	7	2
Decker,Ashley	5	-
Alvarez,Vanessa	5	5
Mejia,Jasmin	3	-
Robben,Alex	3	-
Wallace,Jordan	3	-
Laxamana,Alleah	2	-
Jones,LaRisa	2	1
Lee,Mary	1	-

### REACH BASED STREAKS

Player	Longest	Current
Cordes,Cheyenne	14	5
Jones,Victoria	12	4
Henderson,Danielle	12	4
Reed,Kylie	10	1
Kostreba,Breana	9	1
Decker,Ashley	8	-
Alvarez,Vanessa	7	5
Laxamana,Alleah	6	-
Mejia,Jasmin	5	-
Jones,LaRisa	5	1
Wallace,Jordan	3	-
Robben,Alex	3	-
Lee,Mary	2	-

**TEAM GAME-BY-GAME**

Date	Opponent	ab	r	h	rbi	2b	3b	hr	bb	ibb	sb	cs	hbp	sac	sf	gdp	k	po	a	e	avg
Feb 07	vs New Mexico	32	8	13	7	1	0	1	4	0	1	2	0	1	1	0	5	21	8	3	.406
Feb 08	vs Creighton	23	4	4	4	0	0	1	5	0	0	1	2	1	0	0	6	21	4	1	.309
Feb 08	vs Bradley	32	10	12	10	4	0	2	4	0	0	0	3	0	0	0	3	21	6	1	.333
Feb 09	vs Portland St.	24	8	8	6	1	0	2	5	0	2	0	1	0	2	0	4	21	4	0	.333
Feb 14	vs South Dakota	26	7	10	3	2	0	0	4	0	2	1	1	1	0	0	3	21	7	1	.343
Feb 14	at San Diego State	30	3	9	3	0	0	1	1	0	1	0	0	0	0	0	8	18	6	3	.335
Feb 15	vs Texas State	31	3	11	3	2	1	1	2	0	0	0	0	0	0	0	1	18	8	2	.338
Feb 15	vs Cal State Fullerton	25	5	7	5	3	2	1	4	0	1	0	1	0	1	0	4	21	10	2	.332
Feb 16	vs St. Mary's (CA)	23	1	5	1	0	0	0	2	0	0	0	0	1	0	1	2	18	9	4	.321
Feb 21	vs Texas A&M	26	6	7	4	0	0	1	5	0	1	0	2	1	1	0	7	21	10	2	.316
Feb 22	vs Notre Dame	21	5	6	3	0	0	0	4	0	1	0	0	2	1	0	2	21	7	0	.314
Feb 22	vs Baylor	24	0	2	0	0	0	0	0	0	1	0	0	0	0	0	3	21	8	0	.297
Feb 23	vs Texas	27	5	6	5	0	0	2	4	0	0	0	1	1	0	0	3	21	8	3	.291
Mar 02	vs Loyola Chicago	25	2	3	2	0	0	2	7	0	2	1	0	1	0	0	4	21	7	1	.279
Mar 05	at Hawaii	25	10	10	10	3	0	1	6	0	0	0	0	0	0	0	2	15	5	0	.287
Mar 06	vs Pacific	31	5	10	4	1	0	2	7	0	0	0	0	0	1	1	6	21	10	1	.289
Mar 08	vs James Madison	25	0	3	0	0	0	0	1	0	0	0	0	0	0	0	8	18	6	1	.280
Mar 08	at Hawaii	25	2	4	2	1	0	1	4	0	1	0	0	0	0	0	4	18	7	0	.274
Mar 09	vs James Madison	24	0	4	0	1	0	0	1	0	0	1	0	0	0	0	2	18	2	0	.269
Mar 12	OHIO STATE	20	2	3	2	0	0	0	5	0	1	0	0	0	0	0	6	21	6	0	.264
*Mar 14	at Stanford	40	13	19	12	1	0	0	6	0	2	0	1	1	0	0	6	20	2	1	.279
*Mar 15	at Stanford	25	2	4	2	2	0	0	3	0	1	1	0	1	0	0	3	21	8	0	.274
*Mar 15	at Stanford	33	11	11	8	3	0	1	4	0	1	1	2	1	0	0	1	21	4	0	.277
Mar 20	GRAND CANYON	26	5	9	4	2	0	1	4	0	0	0	0	1	1	0	3	21	12	0	.280
Mar 20	GRAND CANYON	24	7	9	7	2	0	2	6	0	1	0	0	2	0	0	1	21	2	1	.283
Mar 21	vs Grand Canyon	27	11	12	9	2	0	2	5	0	0	0	0	0	0	0	0	15	8	2	.290
Mar 22	vs Princeton	25	11	12	10	2	0	1	2	0	2	0	0	0	1	0	0	15	6	0	.296
Mar 23	vs Princeton	33	9	14	9	1	0	3	2	0	2	0	1	0	0	0	5	18	3	0	.302
Mar 23	at Santa Clara	27	5	8	4	3	0	0	7	0	0	1	0	0	1	0	2	21	9	0	.302
*Mar 30	at Oregon St.	40	13	17	10	1	0	1	5	0	2	0	0	0	0	0	4	21	9	0	.308
Apr 02	at Pacific	30	9	14	9	1	0	1	2	0	1	0	0	0	0	0	5	15	4	0	.313
*Apr 04	ARIZONA STATE	24	2	3	2	0	0	1	2	0	0	0	0	0	0	0	13	21	7	0	.308
*Apr 05	ARIZONA STATE	25	2	9	2	0	0	1	2	0	0	0	0	1	0	0	4	18	9	1	.310
*Apr 06	ARIZONA STATE	18	0	3	0	1	0	0	2	0	0	0	0	0	0	0	10	15	3	0	.307
Apr 09	at St. Mary's (CA)	27	2	7	2	0	0	1	1	0	0	0	0	0	0	0	0	18	8	2	.305
*Apr 11	ARIZONA	28	5	7	5	0	0	1	9	0	0	0	0	0	0	0	6	21	8	3	.304
*Apr 12	ARIZONA	20	9	6	9	1	0	2	7	0	0	0	0	0	1	0	6	18	4	0	.304
*Apr 13	ARIZONA	24	2	4	2	0	0	1	5	0	0	0	0	0	0	0	4	21	4	0	.300
Apr 15	SANTA CLARA	27	4	9	4	3	0	0	4	0	0	0	0	1	0	0	2	21	8	1	.301
Totals		1042	208	314	184	44	3	37	153	0	26	8	16	17	11	2	158	758	256	36	.301



**RECORD WHEN...**

Score by innings	1	2	3	4	5	6	7	8	Total
California	44	27	28	42	20	24	23	0	208
Opponents	33	18	27	23	27	17	31	1	177

**Record when ...**

Overall	22-17	After 4 leading	17-1
Conference	4-6	..... trailing	2-13
Non-Conference	18-11	..... tied	3-3
Home games	5-5	After 5 leading	14-1
Away games	6-4	..... trailing	0-15
Neutral site	11-8	..... tied	4-1
Day games	18-15	After 6 leading	14-1
Night games	4-2	..... trailing	1-14
vs Left starter	5-5	..... tied	1-1
vs Right starter	17-12		
1-Run games	5-3	Hit 0 home runs	6-6
2-Run games	2-1	... 1 home run	8-10
5+Run games	12-7	... 2+ home runs	8-1
Extra innings	0-1		
Shutouts	2-4	Opponent 0 home runs	12-3
		..... 1 home run	9-8
		..... 2+ HRs	1-6
Scoring 0-2 runs	2-11		
..... 3-5 runs	7-4		
..... 6-9 runs	7-1	Made 0 errors	13-6
..... 10+ runs	6-1	... 1 error	5-5
		... 2+ errors	4-6
Opponent 0-2 runs	12-0		
..... 3-5 runs	10-5	Opp. made 0 errors	8-11
..... 6-9 runs	0-6	..... 1 error	5-2
..... 10+ runs	0-6	..... 2+ errors	9-4
Scored in 1st inning	12-6	Out-hit opponent	15-2
Opp. scored in 1st	8-9	Out-hit by opponent	6-15
Scores first	14-9	Hits are tied	1-0
Opp. scores first	8-8		

**Record when team scores:**

Runs	0	1	2	3	4	5	6	7	8	9	10+
W-L	0-4	0-1	2-6	0-2	1-1	6-1	0-1	2-0	2-0	3-0	6-1

**Record when opponent scores:**

Runs	0	1	2	3	4	5	6	7	8	9	10+
W-L	2-0	7-0	3-0	7-3	2-2	1-0	0-2	0-3	0-1	0-0	0-6

**Record when leading after:**

Inn.	1	2	3	4	5	6
W-L	10-4	11-3	14-3	17-1	14-1	14-1

**Record when trailing after:**

Inn.	1	2	3	4	5	6
W-L	5-7	6-9	3-10	2-13	0-15	1-14

**Record when tied after:**

Inn.	1	2	3	4	5	6
W-L	7-6	5-5	5-4	3-3	4-1	1-1

Current winning streak: 1  
 Longest winning streak: 10  
 Longest losing streak: 5

Home attendance : 3125 ( 10 dates avg = 312 )  
 Away attendance : 5189 ( 29 dates avg = 178 )  
 Total attendance: 8314 ( 39 dates avg = 213 )

**CAL CAREER RECORDS**
**Batting**
**GAMES**

Player	No.	Years
1. Candace Harper	293	1999-02
2. Courtney Scott	285	2000-03
Veronica Nelson	285	2000-03
4. Chelsea Spencer	277	2002-05
5. Jessica Pamanian	271	2002-05
Kristen Morley	271	2000-03

**AT BATS**

Player	No.	Years
1. Candace Harper	875	1999-02
2. Courtney Scott	827	2000-03
3. Lisa Iancin	823	1997-00
4. Jessica Pamanian	819	2002-05
5. Chelsea Spencer	809	2002-05

**RUNS**

Player	No.	Years
1. Valerie Arioto	222	2008-12
2. Jamia Reid	172	2009-12
3. Lindsay James	163	2003-06
4. Kaleo Eldredge	160	2002-05
5. Gillian Boxx	156	1992-95

**HITS**

Player	No.	Years
1. Jamia Reid	300	2009-12
2. Gillian Boxx	274	1992-95
3. Candace Harper	269	1999-02
4. Lindsay James	264	2003-06
5. Lisa Iancin	260	1997-00

**DOUBLES**

Player	No.	Years
1. Candace Harper	49	1999-02
2. Melanie McCart	47	1994-97
3. Gillian Boxx	44	1992-95
4. Jessica Parker	42	1993-97
5. Lisa Iancin	41	1997-00

**TRIPLES**

Player	No.	Years
1. Keri Kropke	17	1990-93
2. Vicki Cody	15	1977-79
Jamia Reid	15	2009-12
4. Pam Reinhoehl	14	1980-83
Corinne Foo	14	1977-80

**HOME RUNS**

Player	No.	Years
1. Veronica Nelson	55	2000-03
2. Valerie Arioto	54	2008-12
3. Haley Woods	48	2003-06
4. Lindsey Ziegenhirt	42	2010-13
<b>5. Danielle Henderson 38 2012-</b>		

**RBI**

Player	No.	Years
1. Haley Woods	191	2003-06
2. Valerie Arioto	186	2008-12
3. Veronica Nelson	168	2000-03
4. Melanie McCart	153	1994-97
5. Lindsey Ziegenhirt	151	2010-13

**BATTING AVERAGE**
*(min. 250 ABs)*

Player	No.	Years
1. Jamia Reid	.378	2009-12
2. Kendall Richards	.377	1993-94
3. Gillian Boxx	.369	1992-95
4. Lindsay James	.359	2003-06
5. Britt Vonk	.352	2011-

**TOTAL BASES**

Player	No.	Years
1. Valerie Arioto	431	2008-12
2. Haley Woods	413	2003-06
3. Candace Harper	383	1999-02
4. Veronica Nelson	378	2000-03
5. Gillian Boxx	372	1992-95

**SLUGGING PERCENTAGE**
*(min. 250 ABs)*

Player	No.	Years
1. Valerie Arioto	.656	2008-12
2. Veronica Nelson	.655	2000-03
<b>3. Danielle Henderson .619 2012-</b>		
4. Haley Woods	.584	2003-06
5. Kendall Richards	.578	1993-94

**STOLEN BASES**

Player	No.	Years
1. Jamia Reid	177	2009-12
2. Keri Kropke	74	1990-93
3. Erika Racklin	72	2005-08
4. Shannon Thomas	64	2009-10
5. Vicky Galindo	61	2003-05

**SACRIFICES**

Player	No.	Years
1. Kirsten Drake	60	1995-99
2. Stephanie Hinds	57	1984-87
3. Pauline Dueñas	56	1998-01
4. Laura Terada	53	1992-95
5. Lynda Wills	52	1985-88

**HIT BY PITCH**

Player	No.	Years
<b>1. Jordan Wallace 31 2010-</b>		
2. Frani Echavarria	30	2009-12
3. Gina Leomiti	25	2006-09
4. Alex Sutton	24	2004-07
5. Lindsay James	22	2003-06

**WALKS**

Player	No.	Years
1. Veronica Nelson	395	2000-03
2. Valerie Arioto	264	2008-12
3. Kaleo Eldredge	112	2002-05
4. Gillian Boxx	105	1992-95
5. Jace Williams	103	2010-12

**Fielding**
**PUTOUTS**

Player	No.	Years
1. Courtney Scott	1969	2000-03
2. Veronica Nelson	1733	2000-03
3. Melanie McCart	1492	1994-97
4. Haley Woods	1445	2003-06
5. Lidia Stiglich	1396	1989-92

**ASSISTS**

Player	No.	Years
1. Katie May	596	1996-99
2. Roni Deutch	554	1983-86
3. Candace Harper	525	1999-02
4. Lisa Iancin	517	1997-00
5. Christy Calderon	502	1988-91

**Pitching**
**WINS**

Player	No.	Years
1. Jolene Henderson	130	2010-13
2. Michele Granger	119	1989-93
3. Jocelyn Forest	103	1999-02
4. Kristina Thorson	102	2003-06
5. Leslie Partch	92	1979-82

**SAVES**

Player	No.	Years
1. Kristina Thorson	12	2003-06
2. Nicole DiSalvio	9	1998-01
J. Henderson	9	2010-13
4. Kristina Thorson	7	2003-06
5. Holly Yost	6	1996-99

**GAMES**

Player	No.	Years
1. Jolene Henderson	186	2010-13
2. Michele Granger	183	1989-93
3. Kristina Thorson	173	2003-06
4. Jocelyn Forest	171	1999-02
5. Whitney Floyd	156	1994-98

**GAMES STARTED**

Player	No.	Years
1. Michele Granger	162	1989-93
2. Jocelyn Forest	143	1999-02
Jolene Henderson		2010-13
4. Whitney Floyd	135	1994-98
5. Kristina Thorson	120	2003-06
Nicole DiSalvio		1998-01

**COMPLETE GAMES**

Player	No.	Years
1. Michele Granger	155	1989-93
2. Jolene Henderson	123	2010-13
3. Leslie Partch	118	1979-82
4. Jocelyn Forest	106	1999-02
5. Margaret Sutter	105	1981-84

**INNINGS PITCHED**

Player	No.	Years
1. Michele Granger	1201.9	1989-93
2. Jolene Henderson	1095	2010-13
2. Jocelyn Forest	992.5	1999-02
3. Whitney Floyd	907.2	1994-98
4. Leslie Partch	891.0	1979-82
5. Kristina Thorson	868.0	2003-06

**EARNED RUN AVG.**
*(min. 200 IP)*

Player	No.	Years
1. Leslie Partch	0.44	1979-82
2. Michele Granger	0.46	1989-93
3. Lisa Martinez	0.59	1984-86
4. Margaret Sutter	0.74	1981-84
5. Robyn Burgess	0.78	1989-92

**STRIKEOUTS**

Player	No.	Years
1. Michele Granger	1640	1989-93
2. Jocelyn Forest	1203	1999-02
3. Jolene Henderson	1124	2010-13
4. Kristina Thorson	1071	2003-06
5. Leslie Partch	982	1979-82

**SHUTOUTS**

Player	No.	Years
1. Michele Granger	94	1989-93
2. Leslie Partch	63	1979-82
3. Jolene Henderson	54	2010-13
4. Jocelyn Forest	52	1999-02
5. Margaret Sutter	51	1981-84

# #9 VANESSA ALVAREZ

5-2 • Sophomore • OF • L/R • San Jose, Calif. (Archbishop Mitty HS)



## SINGLE-GAME RECORDS

	2014 SEASON HIGHS	CAREER HIGHS
AB	5, vs. Oregon State (3/30/14)	5, vs. Oregon State (3/30/14)
RUNS	2, 2x -- last vs. Oregon State (3/30/14)	2, 2x -- last vs. Oregon State (3/30/14)
RBI	4, vs. Arizona (4/12/14)	Same
HITS	4, vs. Oregon State (3/30/14)	4, vs. Oregon State (3/30/14)
2B	1, 2x -- last vs. Santa Clara (4/15/14)	2, vs. Oregon State (3/30/14)
3B	--	--
HR	1, vs. Arizona (4/12/14)	1, 2x -- last vs. Arizona (4/12/14)
BB	1, 8x -- last vs. Arizona (4/12/14)	2, vs. Georgia Tech (2/22/13)
K	2, 3x -- last vs. Hawaii (3/05/14)	3, vs. Fresno State (3/9/13)
SB	1, 3x -- last vs. Oregon State (3/15/14)	1, 4x -- last vs. Oregon State (3/30/14)
HIT STREAK	5 games (4/9/14 to present)	Same

### Career Highlights

- Pac-12 All-Freshman Honorable Mention (2013)

### Major

Undeclared -- would like to work as a veterinarian

### Why I have my number

No. 9 was my club ball coach's (Haley Woods) number when she attended Cal. I'm proud to wear the same number as a Hall of Famer.

## 2014 HIGHLIGHTS

- > Went 1-for-1 with one run scored and a stolen base vs. Portland State
- > Finished 1-for-2 with one run scored and one walk vs. Notre Dame
- > Recorded one RBI, three runs, two walks and one stolen base over the three game series at Stanford
- > Finished 4-for-5 with two runs scored, two RBI and one stolen base vs. Oregon State
- > Hit her first collegiate grand slam against No. 9 Arizona to help Cal to a 9-1, six-inning win

## CAREER STATISTICS

Year	Avg	GP	GS	AB	R	H	2B	3B	HR	RBI	TB	SLG%	BB	HBP	SO	GDP	OB%	SF	SH	SB	ATT	PO	A	E	FLD%
2013	.224	49	49	134	15	30	5	0	1	14	38	.284	15	0	31	1	.302	0	0	1	2	36	2	3	.927
2014	.306	29	20	62	13	19	2	0	1	9	24	.387	8	2	12	0	.403	0	0	3	4	18	2	2	.909
TOTAL	.250	78	69	196	28	49	7	0	2	23	62	.316	23	2	43	1	.335	0	0	4	6	54	4	5	.921

# #27 CHEYENNE CORDES

5-4 • JR • IF • R/R • Fairfield, Calif. (Rodriguez HS)



## SINGLE-GAME RECORDS

	2014 SEASON HIGHS	CAREER HIGHS
AB	6 vs Stanford (3/14/14)	6 vs. Stanford (3/14/14)
RUNS	3, 3x – last vs. Oregon State (3/30/14)	4, vs. Saint Mary's (3/10/13)
RBI	5 vs. Princeton (3/22/14)	5, 2x – last vs. Princeton (3/22/13)
HITS	4, 3x – last vs. Grand Canyon (3/21/14)	4, 4x – last vs. Grand Canyon (3/21/14)
2B	2 vs. Santa Clara (3/23/14)	2, 3x – last vs. Santa Clara (3/23/14)
3B	1 vs. Texas St. (2/15/14)	1, 2x – last vs. vs. Texas St. (2/15/14)
HR	1, 11x – last vs. Arizona (4/12/14)	2, vs. Pacific (3/6/13)
BB	2, 3x – last vs. Arizona (4/11/14)	3, vs. FIU (3/2/12)
K	2, 3x – last vs. Arizona State (4/6/14)	3, vs. Arizona (4/13/12)
SB	1 vs. South Dakota (2/14/14)	1, 7x – last vs. vs. South Dakota (2/14/14)
HIT STREAK	14 games (2/23/14 to 3/30/14)	Same

### Career Highlights

- NFCA All-Pacific Region Second Team (2013)
- All Pac-12 Second Team (2013)
- Pac-12 Player of the Week (3/12/13)
- Pac-12 All-Freshman Team (2012)

### Major

Sociology – would like to pursue a career with the National Pro Fastpitch or Japanese leagues or as an ESPN anchor after graduation

### Why I have my number

Natasha Watley was No. 27 in college and I aspire to be as great as she is.

## 2014 HIGHLIGHTS

- > Finished 1-for-2 with a grand slam, five total RBI, one run scored and one walk on March 22 vs. Princeton
- > Produced a 3-for-4 performance vs. South Dakota with three runs scored, a double and one RBI
- > Hit the team's first home run of the season vs. New Mexico and went 2-for-3 with two runs scored and two RBI
- > Went 1-2 with one homer, one RBI, two runs scored and two walks vs. Texas
- > Finished 2-for-3 with one homer, one walk, one RBI, and one run scored vs. Loyola Chicago
- > Went 9-for-11 with two homers, four runs scored, five RBI in three games vs. Grand Canyon

## CAREER STATISTICS

Year	Avg	GP	GS	AB	R	H	2B	3B	HR	RBI	TB	SLG%	BB	HBP	SO	GDP	OB%	SF	SH	SB	ATT	PO	A	E	FLD%
2012	.247	65	65	166	38	41	6	0	7	34	68	.410	31	2	42	0	.361	6	4	4	4	62	109	7	.961
2013	.315	54	54	178	36	56	10	1	10	34	98	.551	18	13	27	1	.414	1	1	2	2	68	120	11	.945
2014	.431	35	35	116	39	50	11	1	11	34	96	.828	21	2	16	0	.510	4	0	1	1	53	43	8	.923
TOTAL	.320	154	154	460	113	147	27	2	28	102	262	.570	70	17	85	1	.419	11	5	7	7	183	272	26	.946

# #19 TAYLOR COTTON

5-4 • FR • LHP • L/L • Lincoln, Calif. (Whitney HS)



## SINGLE-GAME RECORDS

	2014 SEASON HIGHS	CAREER HIGHS
INNINGS	4.2 vs. Baylor (2/22/14)	Same
FEWEST HITS ALLOWED	0 vs. Stanford (3/15/14) - No outs pitched	Same
MOST HITS ALLOWED	7 vs. Baylor (2/22/14)	Same
EARNED RUNS ALLOWED	6 vs. Baylor (2/22/14)	Same
WALKS ALLOWED	5 vs. Stanford (3/14/14)	Same
STRIKEOUTS	4 vs. Baylor (2/22/14)	Same

### Major

Undeclared - would like to work in the medical field

## 2014 HIGHLIGHTS

- > Debuted in the circle with a start against Bradley
- > Pitched a season-high 4.2 innings against Baylor, allowing six earned runs with a career-high four strikeouts

## CAREER STATISTICS

Year	ERA	W	L	App	GS	CG	SHO	CBO	SV	IP	H	R	ER	BB	SO	2B	3B	HR	BF	B/Avg	WP	HBP	BK	SFA	SHA
2014	7.15	0	0	9	1	0	0	0	0	15.2	23	19	16	12	11	0	1	1	86	.343	7	4	3	1	2
TOTAL	7.15	0	0	9	1	0	0	0	0	15.2	23	19	16	12	11	0	1	1	86	.343	7	4	3	1	2

# #23 ASHLEY DECKER

5-5 • SR • OF • L/R • Sparks, Nev. (Spanish Springs HS)



## SINGLE-GAME RECORDS

	2014 SEASON HIGHS	CAREER HIGHS
AB	4, 3x – last vs. Arizona (4/11/14)	5, 2x – last vs. Arizona (5/12/11)
RUNS	2 vs. Stanford (3/14/14)	2, 12x – last vs. Stanford (3/14/13)
RBI	1, 5x – last vs. Pacific (4/2/14)	3, 3x – last vs. Southern Miss (3/2/12)
HITS	2, 4x – last vs. Santa Clara (3/23/14)	3, vs. Washington (5/10/13)
2B	1, 2x – last vs. Santa Clara (3/23/14)	2, vs. CSUN (2/26/12)
3B	--	1, vs. Oklahoma State (6/4/11)
HR	--	1, 4x – last vs. Oregon (4/22/12)
BB	1, 7x – last vs. Oregon State (3/30/14)	2, 2x – last vs. Oregon State (5/6/12)
K	2 vs. James Madison (3/08/14)	3, 3x – last vs. Kentucky (5/28/11)
SB	1 vs. Princeton (3/23/14)	2, vs. Cleveland State (3/19/11)
HIT STREAK	5 games (3/21/14 - 3/30/14)	Same

### Career Highlights

- Pac-10 All-Freshman Honorable Mention (2011)

### Major

Sociology

### Why I have my number

No. 23 has always been one of my favorite numbers.

## 2014 HIGHLIGHTS

> Finished 2-for-3 with one run scored, one RBI and one double vs. Santa Clara

## CAREER STATISTICS

Year	Avg	GP	GS	AB	R	H	2B	3B	HR	RBI	TB	SLG%	BB	HBP	SO	GDP	OB%	SF	SH	SB	ATT	PO	A	E	FLD%
2011	.242	53	46	128	20	31	3	1	0	15	36	.281	17	0	34	0	.329	1	5	9	10	26	17	0	1.000
2012	.290	42	18	69	18	20	2	0	4	13	34	.493	5	1	17	0	.347	0	1	2	2	3	0	0	1.000
2013	.211	42	31	90	14	19	0	0	0	4	19	.211	12	2	20	0	.317	0	2	5	6	28	2	1	.968
2014	.203	30	26	74	12	15	2	0	0	6	17	.230	9	0	15	0	.286	1	1	1	2	31	0	0	1.000
TOTAL	.235	167	121	361	64	85	7	1	4	38	106	.294	43	3	86	0	.320	2	9	17	20	88	19	1	.991

# #11 TAYLOR GARCIA

5-6 • SO • IF • R/R • San Pedro, Calif. (San Pedro HS)



## SINGLE-GAME RECORDS

	2014 SEASON HIGHS	CAREER HIGHS
AB	1, 4x last vs. Santa Clara (3/23/14)	Same
RUNS	--	--
RBI	--	--
HITS	--	--
2B	--	--
3B	--	--
HR	--	--
BB	1, 3x -- last vs. Arizona (4/11/14)	Same
K	1, 2x last vs. James Madison (3/08/14)	Same
SB	--	--
HIT STREAK	--	--

### Major

Integrative Biology – would like to become a medical examiner

## 2014 HIGHLIGHTS

> Appeared in six games for the Bears

## CAREER STATISTICS

Year	Avg	GP	GS	AB	R	H	2B	3B	HR	RBI	TB	SLG%	BB	HBP	SO	GDP	OB%	SF	SH	SB	ATT	PO	A	E	FLD%
2014	.000	7	0	4	0	0	0	0	0	0	0	.000	3	0	2	0	.429	0	0	0	0	0	0	0	.000
TOTAL	.000	7	0	4	0	0	0	0	0	0	0	.000	3	0	2	0	.429	0	0	0	0	0	0	0	.000

# #8 DANIELLE HENDERSON

5-5 • JR • IF • R/R • Elk Grove, Calif. (Sheldon HS)



## SINGLE-GAME RECORDS

	2014 SEASON HIGHS	CAREER HIGHS
AB	5, 3x – last vs. Stanford (3/15/14)	5, 3x – last vs. Stanford (3/15/14)
RUNS	3 vs. Princeton (3/22/14)	3, 2x – last vs. Princeton (3/22/14)
RBI	3, 6x – last vs. Grand Canyon (3/20/14)	4, vs Indiana (2/10/13)
HITS	4 vs. Oregon State (3/30/14)	Same
2B	2 vs. Princeton (3/22/14)	2 vs. Princeton (3/22/14)
3B	1 vs. CSU Fullerton (2/15/14)	1, 2x – last vs. CSU Fullerton (2/15/14)
HR	1, 11x – last vs. Arizona (4/13/14)	2, vs. Oregon (4/6/13)
BB	2, 7x – last vs. Arizona (4/13/14)	3, 2x – last vs. Stanford (5/3/13)
K	2, vs. Arizona State (4/4/14)	3, 3x – Arizona State (4/28/13)
SB	1, 2x – last vs. Baylor (2/22/14)	1, 4x – last vs. Baylor (2/22/14)
HIT STREAK	7 games (2/14/14 - 2/22/14)	7 games (2/14/14 - 2/22/14)

### Career Highlights

- NFCA All-Pacific Region First Team (2013)
- 2x All-Pac-12 Honorable Mention (2012, 2013)
- Pac-12 All-Freshman Team (2012)

### Major

Intended sociology major – would like to become a physical therapist and pursue a career as a professional softball player.

### Why I have my number

I have had No. 8 because my mom chose it when I started softball. It was her favorite number so I have never changed it. When I didn't make the All-Star team, my sister (Jolene Henderson) wore No. 8 for me.

## 2014 HIGHLIGHTS

- > Starting third baseman in every game for the Bears so far
- > Hit a leadoff walk-off home run at the bottom of the seventh against Cal State Fullerton
- > Posted a career-high seven game hit streak (2/14/14 - 2/22/14) with four homers, five runs scored and 11 RBI.
- > Leads the team with 10 homers so far this season
- > Fifth in Cal's all-time career record books with 37 home runs, and third for slugging percentage (.617)
- > Finished 2-for-2 with two doubles, three runs scored and one walk vs. Princeton
- > Went 4-for-4 with two runs scored, one RBI and one walk vs. Oregon State

## CAREER STATISTICS

Year	Avg	GP	GS	AB	R	H	2B	3B	HR	RBI	TB	SLG%	BB	HBP	SO	GDP	OB%	SF	SH	SB	ATT	PO	A	E	FLD%
2012	.283	64	64	166	37	47	6	0	16	47	101	.608	31	4	54	1	.404	2	1	1	1	77	104	4	.978
2013	.299	57	57	154	30	46	4	1	11	34	85	.552	35	6	31	3	.442	2	0	2	2	55	101	11	.934
2014	.373	39	39	110	29	41	4	1	11	31	80	.727	34	1	16	1	.524	0	0	2	2	51	72	5	.961
TOTAL	.312	160	160	430	96	134	14	2	38	112	266	.619	100	11	101	5	.450	4	1	5	5	183	277	20	.958

# #33 MARISSA IWANYLO

5-3 • SO • IF • R/R • Henderson, Nev. (Green Valley HS)



## SINGLE-GAME RECORDS

	2014 SEASON HIGHS	CAREER HIGHS
AB	--	--
RUNS	1 vs. Bradley (2/8/14)	Same
RBI	--	--
HITS	--	--
2B	--	--
3B	--	--
HR	--	--
BB	--	--
K	--	--
SB	--	--
HIT STREAK	--	--

### Major

Integrative Biology – aspires to join the Navy or Air Force after medical school and become an orthopedic surgeon...would also like to travel to underdeveloped countries and assist with medical care

## 2014 HIGHLIGHTS

- > Pinch runner for the Bears in four games in 2014
- > Entered the Bradley game to pinch run, scoring her first collegiate run

## CAREER STATISTICS

Year	Avg	GP	GS	AB	R	H	2B	3B	HR	RBI	TB	SLG%	BB	HBP	SO	GDP	OB%	SF	SH	SB	ATT	PO	A	E	FLD%
2014	.000	4	0	0	1	0	0	0	0	0	0	.000	0	0	0	0	.000	0	0	0	0	0	0	0	.000
TOTAL	.000	4	0	0	1	0	0	0	0	0	0	.000	0	0	0	0	.000	0	0	0	0	0	0	0	.000

# #24 LaRISA JONES

5-4 • SR • OF • L/R • Concord, Calif. (Clayton Valley HS)



## SINGLE-GAME RECORDS

	2014 SEASON HIGHS	CAREER HIGHS
AB	5 vs. Bradley (2/8/14)	Same
RUNS	2 vs. New Mexico (2/7/14)	Same
RBI	1, 9x -- last vs. Arizona (4/11/14)	2, 2x -- last vs. Texas State (2/11/12)
HITS	3 vs. Pacific (4/2/14)	Same
2B	1, 2x -- last vs. Texas St. (2/15/14)	Same
3B	--	1, vs. Texas State (2/11/12)
HR	--	--
BB	1, 9x -- last vs. Arizona (4/11/14)	1, 12x -- last vs. Arizona (4/11/14)
K	2, 2x -- last vs. Arizona State (4/4/14)	Same
SB	1, 3x -- last vs. Princeton (3/22/14)	1, 2x -- last vs. Ohio State (3/13/14)
HIT STREAK	2 games, 3x (last 3/14/14 to 3/15/14)	3 games (4/13/11 to 4/27/11)

### Major

Sociology -- would like to work in marketing

### Why I have my number

My favorite number is 12 but it was taken, so 12+12=24 and double is always better.

## 2014 HIGHLIGHTS

- > Has started all but one of Cal's games in left field
- > Hit her first career double on Feb. 9 vs. Portland State
- > Went 2-for-4 with two runs scored vs. New Mexico
- > Went 2-for-2 with one run scored and one stolen base vs. Princeton
- > Went a perfect 3-for-3 for a new career-high single-game hit total against Pacific

## CAREER STATISTICS

Year	Avg	GP	GS	AB	R	H	2B	3B	HR	RBI	TB	SLG%	BB	HBP	SO	GDP	OB%	SF	SH	SB	ATT	PO	A	E	FLD%
2011	.300	18	3	10	6	3	0	0	0	2	3	.300	0	0	2	0	.300	0	0	1	3	1	0	0	1.000
2012	.429	21	0	7	5	3	0	1	0	4	5	.714	1	0	0	0	.500	0	0	0	0	0	0	0	.000
2013	.200	32	2	10	7	2	0	0	0	0	2	.200	2	0	3	0	.333	0	0	0	7	2	0	1.000	
2014	.212	38	38	99	14	21	2	0	0	9	23	.232	9	1	11	0	.284	0	7	3	3	69	2	2	.973
TOTAL	.230	109	43	126	32	29	2	1	0	15	33	.262	12	1	16	0	.302	0	7	4	6	77	4	2	.976

# #10 VICTORIA JONES

5-6 • SR • IF • R/R • Oceanside, Calif. (Vista HS)



## SINGLE-GAME RECORDS

	2014 SEASON HIGHS	CAREER HIGHS
AB	5, 2x – last vs. Oregon State (3/30/14)	5, 3x – last vs. Oregon State (3/30/14)
RUNS	2, 4x – last vs. Arizona (4/11/14)	3, 2x – last vs. Washington (5/10/13)
RBI	3 vs. New Mexico (2/7/14)	3, 8x – last vs. New Mexico (2/7/14)
HITS	2, 6x – last vs. Pacific (4/2/14)	3, vs. Iowa (3/5/11)
2B	1, 5x – last vs. Grand Canyon (3/21/14)	1, 18x – last vs. Grand Canyon (3/21/14)
3B	1 vs. CSU Fullerton (2/15/14)	1, 3x – last vs. CSU Fullerton (2/15/14)
HR	1, 4x – last vs. Pacific (4/2/14)	2, vs. Washington (5/10/13)
BB	3 vs. Loyola Chicago (3/2/14)	Same
K	2, 2x – last vs. Arizona State (4/4/14)	3, vs. Oregon (4/6/13)
SB	1, 2x – last vs. Princeton (3/22/14)	2, vs. Santa Clara (4/27/11)
HIT STREAK	8 games (3/14/14 to 3/23/14)	Same

### Career Highlights

- NFCA All-Pacific Region Second Team (2013)
- All-Pac-12 Honorable Mention (2013)

### Major

Sociology

### Why I have my number

I've always had two favorite numbers: 3 and 10. Three was always softball and 10 was always my soccer number. They were both given to me when I was very young. Three was taken so I went with 10. I still draw a three in the box before every pitch.

### Olympic Dreams

As a child, Victoria dreamed of representing the United States at the Olympic Games. But it was not the softball squad that Jones had her eyes on - it was the soccer team. At Vista High School, she made varsity soccer and was named the best offensive player her sophomore and senior years and notes that her best sports moment was traveling to Italy and Sweden to play soccer in the Gothia Cup.

## 2014 HIGHLIGHTS

- > Has started every game for the Bears, playing a variety of positions in the Cal infield including catcher and second base
- > Went 2-for-3 with 1 run and three RBI vs. New Mexico
- > Finished 2-for-3 with one RBI, two runs scored, and one stolen base vs. Princeton
- Went 2-for-2 with one homer, two runs scored, two RBI and one walk vs. Pacific

## CAREER STATISTICS

Year	Avg	GP	GS	AB	R	H	2B	3B	HR	RBI	TB	SLG%	BB	HBP	SO	GDP	OB%	SF	SH	SB	ATT	PO	A	E	FLD%
2011	.227	52	52	119	21	27	3	1	1	23	35	.294	15	3	32	0	.328	0	6	6	7	87	90	6	.967
2012	.311	52	46	74	15	23	7	1	3	16	41	.554	6	0	20	0	.358	1	4	1	1	296	30	3	.991
2013	.278	56	56	144	32	40	5	0	11	30	78	.542	25	1	37	1	.388	0	9	4	4	225	84	9	.972
2014	.270	39	39	111	22	30	5	1	4	23	49	.441	24	2	17	1	.406	1	0	2	4	152	24	1	.994
TOTAL	.268	199	193	448	90	120	20	3	19	92	203	.453	70	6	106	2	.373	2	19	13	16	760	228	19	.981

# #25 BREANA KOSTREBA

5-3 • JR • UTIL • R/R • Aptos, Calif. (Aptos HS)



## SINGLE-GAME RECORDS

	2014 SEASON HIGHS	CAREER HIGHS
AB	5 vs. Oregon State (3/30/14)	5, 2x – last vs. Oregon State (3/30/14)
RUNS	2, 2x – last vs. Grand Canyon (3/21/14)	2, 10x – last vs. Grand Canyon (3/21/14)
RBI	4, 2x – last vs. Princeton (3/22/14)	4, 4x – last vs. Princeton (3/22/14)
HITS	3, 2x – last vs. Oregon State (3/30/14)	3, 5x – vs. Oregon State (3/30/14)
2B	2 vs. Grand Canyon (3/20/14)	2, 3x – last vs. Grand Canyon (3/20/14)
3B	--	--
HR	1, 4x – last vs. Grand Canyon (3/21/14)	1, 20x – last vs. Grand Canyon (3/21/14)
BB	2, 2x – last vs. Loyola Chicago (3/2/14)	2, 4x – last vs. UCLA (4/29/12)
K	2, 4x – last vs. Arizona (4/13/14)	3, 3x – last vs. vs. UCLA (4/13/13)
SB	1, 4x – last vs. Pacific (4/2/14)	Same
HIT STREAK	9 games (3/15/14 to 4/2/14)	Same

### Career Highlights

- All-Pac-12 Honorable Mention (2012)
- Pac-12 All-Freshman Team (2012)

### Major

Mechanical Engineering

In high school, Bre was a member of her school's Robotic Club. The club won the 2011 International Mate ROV, an underwater robotics competition, in Houston after placing third in 2010.

### Why I have my number

When I was younger, all of my favorite baseball power hitters were number 25 (Jason Giambi, Barry Bonds). I dream of being a power hitter as well, and the number has still stuck with me.

### Golden Bear Connection

Growing up in Santa Cruz County, Breana and teammate Nikki Owens spent time training at Santa Cruz Strength, a gym owned by none other than former Golden Bear Jocelyn Forest. In 2002, Forest led the Golden Bears to their first-ever NCAA Championship.

## 2014 HIGHLIGHTS

- > Went 2-for-4 with one run, four RBI, a double and a homer vs. Bradley
- > Led Cal to a win over Ohio State with a two-RBI single
- > Finished 3-for-4 with one homer, two doubles, two RBI and two runs scored in game one of the doubleheader vs. Grand Canyon.
- > Went 2-for-3 with four RBI vs. Princeton

## CAREER STATISTICS

Year	Avg	GP	GS	AB	R	H	2B	3B	HR	RBI	TB	SLG%	BB	HBP	SO	GDP	OB%	SF	SH	SB	ATT	PO	A	E	FLD%
2012	.294	61	59	153	34	45	10	0	13	42	94	.614	21	6	40	1	.393	3	0	0	0	7	2	0	1.000
2013	.234	57	55	154	25	36	8	0	5	20	59	.383	20	7	37	0	.348	0	0	0	1	192	5	6	.970
2014	.342	37	37	111	14	38	7	0	4	25	57	.514	11	2	18	0	.408	1	2	4	5	105	1	2	.981
TOTAL	.285	155	151	418	73	119	25	0	22	87	210	.502	52	15	95	1	.380	4	2	4	6	304	8	8	.975

# #99 ALLEAH LAXAMANA

5-8 • FR • IF • R/R • Long Beach, Calif. (Woodrow Wilson HS)



## SINGLE-GAME RECORDS

	2014 SEASON HIGHS	CAREER HIGHS
AB	4 vs. Bradley (2/8/14)	Same
RUNS	3 vs. Bradley (2/8/14)	Same
RBI	2, 2x -- last vs. Arizona (4/12/14)	Same
HITS	3 vs. Bradley (2/8/14)	Same
2B	1, 2x -- last vs. Grand Canyon (3/21/14)	Same
3B	--	--
HR	1 v s. Princeton (3/23/14)	Same
BB	2 vs. South Dakota (2/14/14)	Same
K	1, 5x -- last vs. Santa Clara (3/23/14)	Same
SB	1 vs. Grand Canyon (3/20/14)	Same
HIT STREAK	2 games, 3x -- last (3/21/14 to 3/23/14)	Same

## 2014 HIGHLIGHTS

- > Debuted vs. Bradley as the designated player, going 3-for-4 with three runs, an RBI and a double
- > Made her first start as catcher against Portland State
- > Hit her first career home run on March 23 vs. Princeton

### Major

Bioengineering - would like to attend medical school and travel the world after graduating from Cal

### Ice Princess

Was a competitive figure skater with the U.S. Junior National Team

## CAREER STATISTICS

Year	Avg	GP	GS	AB	R	H	2B	3B	HR	RBI	TB	SLG%	BB	HBP	SO	GDP	OB%	SF	SH	SB	ATT	PO	A	E	FLD%
2014	.245	23	21	53	10	13	2	0	1	6	18	.340	8	1	8	0	.349	1	0	1	1	71	5	2	.974
TOTAL	.245	23	21	53	10	13	2	0	1	6	18	.340	8	1	8	0	.349	1	0	1	1	71	5	2	.974

# #22 MARY LEE

5-7 • JR • IF • R/R • San Diego, Calif. (Torrey Pines HS)



## SINGLE-GAME RECORDS

	2014 SEASON HIGHS	CAREER HIGHS
AB	3, 5x – last vs. Princeton (3/22/14)	3, 5x – last vs. Princeton (3/22/14)
RUNS	2 vs. Stanford (3/15/14)	2 vs. Stanford (3/15/14)
RBI	1 vs. Stanford (3/14/14)	1, 2x – last vs. Stanford (3/14/14)
HITS	1, 3x – last vs. Grand Canyon (3/20/14)	1, 3x – last vs. Grand Canyon (3/20/14)
2B	1 vs. Hawaii (03/08/14)	1 vs. Hawaii (03/08/14)
3B	--	--
HR	--	--
BB	1 vs. Stanford (3/15/14)	1, 2x – last vs. Stanford (3/15/14)
K	1, 4x – last vs. Stanford (3/15/14)	1, 10x – last vs. Stanford (3/15/13)
SB	1 vs. Loyola Chicago (3/2/14)	1 vs. Loyola Chicago (3/2/14)
HIT STREAK	--	--

## 2014 HIGHLIGHTS

- > Scored a run vs. Notre Dame
- > Recorded the first stolen base of her career as a pinch runner vs. Loyola Chicago
- > First career hit came as a double against Hawaii
- > Finished 1-for-3 with one RBI and one run scored vs. Stanford on March 14
- > Scored a career-high two runs vs. Stanford on March 15

### Major

Mechanical Engineering – would like to pursue a career in a technical field doing something she enjoys

### Why I have my number

When No. 22 was offered to me, I was excited to have it. I was No. 2 in high school, so what could be better than two No. 2's?!

### Bear to the Bone

Mary's Cal roots run deeper than any of her classmates', for she has been a Golden Bear fan for years. Lee attended her first Cal football game at age three and her first softball game - one against Stanford - at age 10, so selecting Berkeley was an easy choice for the San Diego native. Her father, Jason, attended Cal.

## CAREER STATISTICS

Year	Avg	GP	GS	AB	R	H	2B	3B	HR	RBI	TB	SLG%	BB	HBP	SO	GDP	OB%	SF	SH	SB	ATT	PO	A	E	FLD%
2012	.000	16	0	8	0	0	0	0	0	1	0	.000	1	1	5	0	.200	0	0	0	0	6	8	1	.933
2013	.000	14	1	4	3	0	0	0	0	0	0	.000	0	0	2	0	.000	0	0	0	0	5	0	0	1.000
2014	.150	18	7	20	10	3	1	0	0	1	4	.200	1	0	4	0	.190	0	1	1	1	13	10	2	.920
TOTAL	.094	48	8	32	13	3	1	0	0	2	4	.125	2	1	11	0	.171	0	1	1	1	24	18	3	.933

# #44 JASMIN MEJIA

5-6 • SO • OF • R/R • Riverside, Calif. (Arlington HS)



## SINGLE-GAME RECORDS

	2014 SEASON HIGHS	CAREER HIGHS
AB	4, 4x – last vs. Princeton (3/23/14)	4, 6x – last vs. Princeton (3/23/14)
RUNS	2 vs. Grand Canyon (3/21/14)	2, 2x – last vs. Grand Canyon (3/21/14)
RBI	2, 2x – last vs. Princeton (3/23/14)	2, 4x – last vs. Princeton (3/23/14)
HITS	2 vs. Texas (2/23/14)	3, vs. Indiana (2/10/13)
2B	--	1, vs. Indiana (2/10/13)
3B	--	1, vs. Saint Mary's (4/10/13)
HR	1 vs. Princeton (3/23/14)	Same
BB	2, 3x – last vs. Grand Canyon (3/21/14)	2, 2x – last vs. Grand Canyon (3/21/14)
K	1, 11x – last vs. Princeton (3/23/14)	2, 2x – last vs. Arizona State (4/26/13)
SB	--	--
HIT STREAK	3 games (2/8/14 to 2/14/14)	Same

## 2014 HIGHLIGHTS

- > Went 2-for-4 with one run and two RBI vs. Texas
- > Hit her first career home run vs. Princeton on March 23

**Major**  
Undeclared


**Why I have my number**  
It's a family tradition.

## CAREER STATISTICS

Year	Avg	GP	GS	AB	R	H	2B	3B	HR	RBI	TB	SLG%	BB	HBP	SO	GDP	OB%	SF	SH	SB	ATT	PO	A	E	FLD%
2013	.180	40	36	50	6	9	2	1	0	7	13	.260	6	2	10	0	.293	0	0	0	0	32	1	0	1.000
2014	.172	27	22	58	11	10	0	0	1	6	13	.224	13	1	11	0	.329	1	1	0	1	33	0	0	1.000
TOTAL	.176	67	58	108	17	19	2	1	1	13	26	.241	19	3	21	0	.313	1	1	0	1	65	1	0	1.000

# #16 NISA ONTIVEROS

5-10 • SO • RHP • R/R • Bakersfield, Calif. (Ridgeview HS)



## SINGLE-GAME RECORDS

	2014 SEASON HIGHS	CAREER HIGHS
INNINGS	7.0, 5x -- last vs. Pacific (03/06/14)	Same
FEWEST HITS ALLOWED	2 vs. Portland St. (2/9/14) - 2.0 IP	1, vs. UC Davis (2/13/13) - 1.0 IP
MOST HITS ALLOWED	12, vs. Arizona State (4/5/14)	Same
EARNED RUNS ALLOWED	8 vs. Arizona State (4/5/14)	8, 2x -- last vs. Arizona State (4/5/14)
WALKS ALLOWED	4, 2x -- last vs. Loyola Chicago (3/2/14)	4, 4x -- last vs. Loyola Chicago (3/2/14)
STRIKEOUTS	8 vs. Loyola Chicago (3/2/14)	Same

### Major

Intended sociology major  
-- would like to become an occupational therapist

### Why I have my number

My uncle's number (Steve Ontiveros, third baseman) was No. 16 when he played for the Giants and the Cubs.

## 2014 HIGHLIGHTS

> Pitched her first complete game against Bradley, allowing five hits, one earned run and one walk while striking out a career-high seven batters

## CAREER STATISTICS

Year	ERA	W	L	App	GS	CG	SHO	CBO	SV	IP	H	R	ER	BB	SO	2B	3B	HR	BF	B/Avg	WP	HBP	BK	SFA	SHA
2013	.000	5	5	0	0	0	0	0	0	0	0	.000	0	0	0	.000	0	0	0	0	0	2	13	0	1.000
2014	.000	21	14	0	0	0	0	0	0	0	0	.000	0	0	0	.000	0	0	0	0	0	6	15	4	.840
TOTAL	.000	26	19	0	0	0	0	0	0	0	0	.000	0	0	0	.000	0	0	0	0	0	8	28	4	.900

# #72 NIKKI OWENS

5-9 • JR • RHP • L/R • Scotts Valley, Calif. (Scotts Valley HS)



## SINGLE-GAME RECORDS

	2014 SEASON HIGHS	CAREER HIGHS
INNINGS	1.0 vs. Baylor (2/22/14)	5.0, vs. Saint Mary's (4/10/13)
FEWEST HITS ALLOWED	0 vs. SDSU (2/14/14) – 0.1 IP	3, vs. Syracuse (3/16/13) – 3.0 IP
MOST HITS ALLOWED	1 vs. Baylor (2/22/14)	7, vs. Arizona State (4/26/13)
EARNED RUNS ALLOWED	2 vs. Baylor (2/22/14)	8, vs. Cal Poly (3/1/13)
WALKS ALLOWED	2 vs. Baylor (2/22/14)	3, 5x – last vs. Stanford (5/4/13)
STRIKEOUTS	–	4, vs. Stanford (5/3/13)

### Major

Interdisciplinary Studies Field (ISF) – would like to be a neurosurgeon

### Why I have my number

My dad was No. 72 on his high school football team. I like 72 because it's different and a little weird. It speaks to my personality.

### An Unconventional Schooling Route

Nikki was homeschooled until eighth grade. She also skipped kindergarten, so she is a full year younger than the other girls in her recruiting class.

## 2014 HIGHLIGHTS

- > Entered the game vs. San Diego State, pitching one out.
- > Threw one inning vs. Baylor, allowing two earned runs on one hit and two walks

## CAREER STATISTICS

Year	ERA	W	L	App	GS	CG	SHO	CBO	SV	IP	H	R	ER	BB	SO	2B	3B	HR	BF	B/Avg	WP	HBP	BK	SFA	SHA
2013	6.50	2	1	10	3	0	0	1	0	28.0	44	31	26	18	13	5	0	8	149	.344	4	3	1	0	0
2014	10.50	0	0	2	0	0	0	0	0	1.1	1	2	2	2	0	0	0	7	.250	0	0	0	1	0	
TOTAL	6.68	2	1	12	3	0	0	1	0	29.1	45	33	28	20	13	5	0	8	156	.341	4	3	1	1	0

# #3 KYLIE REED

5-5 • FR • IF • L/R • Corona, Calif. (Norco HS)



## SINGLE-GAME RECORDS

	2014 SEASON HIGHS	CAREER HIGHS
AB	6 vs. Stanford (3/14/14)	Same
RUNS	2, 5x -- last vs. Princeton (3/23/14)	Same
RBI	3 vs. Hawaii (03/05/14)	Same
HITS	5 vs. Stanford (3/14/14)	Same
2B	1, 2x -- last vs. Hawaii (03/05/14)	Same
3B	--	--
HR	--	--
BB	1, 2x -- last vs. Stanford (3/15/14)	Same
K	2 vs. Arizona (4/11/14)	Same
SB	1, 8x -- last vs. Princeton (3/23/14)	Same
HIT STREAK	10 games (3/5/14 to 3/20/14)	Same

**Major**  
Undeclared

## 2014 HIGHLIGHTS

- > Went 3-for-4 with two runs scored against South Dakota, and 3-for-4 with one run scored against San Diego State
- > Recorded a new career-high 10 game hit streak (3/5/14 to 3/20/14) with 18 total hits, seven runs scored, nine RBI, and three stolen bases over the span
- > Went 5-for-6 with two RBI, two runs scored and one stolen base vs. Stanford on March 14
- > Finished 4-for-4 with one stolen base and two runs scored vs. Princeton on March 23

## CAREER STATISTICS

Year	Avg	GP	GS	AB	R	H	2B	3B	HR	RBI	TB	SLG%	BB	HBP	SO	GDP	OB%	SF	SH	SB	ATT	PO	A	E	FLD%
2014	.376	39	39	141	19	53	3	0	0	17	56	.397	2	1	5	0	.386	1	5	8	10	69	60	3	.977
TOTAL	.376	39	39	141	19	53	3	0	0	17	56	.397	2	1	5	0	.386	1	5	8	10	69	60	3	.977

# #4 ALEX ROBBEN

5-5 • SR • IF • L/L • Napa, Calif. (Napa HS)



## SINGLE-GAME RECORDS

	2014 SEASON HIGHS	CAREER HIGHS
AB	4, 2x – last vs. Pacific (4/2/14)	Same
RUNS	1, 5x – last vs. Pacific (4/2/14)	1, 9x – last vs. Santa Clara (3/23/14)
RBI	2 vs. Pacific (4/2/14)	Same
HITS	1, 7x – last vs. Pacific (4/2/14)	1, 12x – last vs. Pacific (4/2/14)
2B	1, 2x – last vs. Pacific (4/2/14)	Same
3B	--	--
HR	--	--
BB	1, 3x – last vs. Oregon State (3/30/14)	1, 5x – last vs. Oregon State (3/30/14)
K	2, 5x – last vs. Arizona (4/11/14)	2, 8x – last vs. Arizona (4/11/14)
SB	--	1, vs. Iowa State (3/8/13)
HIT STREAK	3 games ( 3/9/14 to 3/14/14)	Same

### Major

Sociology – would like to attend dental school and eventually become a dental hygienist

### Why I have my number

My favorite number is 22, but it was already taken when I got here. The number 22 has been in my family all my life and I have had it ever since I started playing. I thought 4 would be a good number with which to start my college career.

## 2014 HIGHLIGHTS

- > Entered the Portland State game to pinch hit.
- > Recorded her first career double vs. Stanford on March 15, where she finished 1-for-1 with one run scored
- > Hit her second career double at Pacific on April 2

## CAREER STATISTICS

Year	Avg	GP	GS	AB	R	H	2B	3B	HR	RBI	TB	SLG%	BB	HBP	SO	GDP	OB%	SF	SH	SB	ATT	PO	A	E	FLD%
2011	.111	23	14	27	4	3	0	0	0	3	3	.111	3	0	10	0	.200	0	0	0	0	77	2	3	.963
2012	.333	14	1	6	1	2	0	0	0	0	2	.333	0	0	2	0	.333	0	0	0	1	30	1	2	.939
2013	.000	15	0	7	2	0	0	0	0	0	0	.000	0	0	2	0	.000	0	0	1	2	16	0	2	.889
2014	.258	18	8	31	5	8	2	0	0	2	10	.323	3	0	11	0	.324	0	0	0	0	0	0	0	.000
TOTAL	.183	70	23	71	12	13	2	0	0	5	15	.211	6	0	25	0	.247	0	0	1	3	123	3	7	.947

# #7 KATIE SUTHERLAND-FINCH

5-3 • FR • RHP • R/R • Hillsboro, Ore. (Glencoe HS)



## SINGLE-GAME RECORDS

	2014 SEASON HIGHS	CAREER HIGHS
INNINGS	7.0, 2x – last vs. Oregon St. (3/30/14)	Same
FEWEST HITS ALLOWED*	2 vs. Creighton (2/8/14, 5.1 IP)	Same
MOST HITS ALLOWED	11 vs. Arizona (4/11/14)	Same
EARNED RUNS ALLOWED	9 vs. Arizona (4/11/14)	Same
WALKS ALLOWED	4, 3x last vs. Oregon State (3/30/14)	Same
STRIKEOUTS	7 vs. Oregon State (3/30/14)	Same
*min. 5.0 IP		

### Major

Undeclared- Hopes to eventually get her master's in education and become an elementary school teacher or pitching coach at a college or university.

### Small but Powerful

At 5-3, Katie has often been told she is too small to be a pitcher. To disprove her doubters, she would wake up and throw pitches in her gym at 6 am before school, throw walnuts to improve her accuracy and spin, and push small cars to improve her leg drive. Katie even trained with Cal's 2002 Women's College World Series Pitcher Jocelyn Forest, who is also 5-4.

### Tenacious K

Katie was nicknamed "The Bulldog" in high school because she was so tenacious in the circle

## 2014 HIGHLIGHTS

- > Debuted in the circle against New Mexico, pitching two innings and allowing three hits and one walk with one strikeout
- > Tossed two consecutive complete games, vs. Santa Clara and Oregon State, allowing six runs on 11 hits and five walks with 11 strikeouts over the span
- > Tallied a career-high seven strikeouts against Oregon State on March 30

## CAREER STATISTICS

Year	ERA	W	L	App	GS	CG	SHO	CBO	SV	IP	H	R	ER	BB	SO	2B	3B	HR	BF	B/Avg	WP	HBP	BK	SFA	SHA
2014	5.37	6	3	22	13	4	0	0	0	74.1	94	62	57	38	51	19	0	12	357	.307	5	6	8	4	3
TOTAL	5.37	6	3	22	13	4	0	0	0	74.1	94	62	57	38	51	19	0	12	357	.307	5	6	8	4	3

# #1 STEPHANIE TRZCINSKI

5-6 • FR • RHP/IF • R/R • Adelaide, Australia (St. Peters Girls School)



## SINGLE-GAME RECORDS

	2014 SEASON HIGHS	CAREER HIGHS
INNINGS	7.0, 2x – last vs Grand Canyon (3/20/14)	Same
FEWEST HITS ALLOWED	0, 2x – last vs. Princeton (3/23/14)	6.0 IP Same
MOST HITS ALLOWED	8 vs. Arizona State (4/4/14)	Same
EARNED RUNS ALLOWED	6, 3x – last vs. Arizona (4/13/14)	Same
WALKS ALLOWED	2, 7x – last vs. Arizona (4/12/14)	Same
STRIKEOUTS	8 vs. Princeton (3/23/14)	Same

### Major

Undeclared

### Reppin' Down Under

Steph has been a member of the U19 Australian National Squad since 2009

## 2014 HIGHLIGHTS


- > Debuted against Creighton, pitching 1.2 innings
- > Pitched her first collegiate no-hitter on March 23 vs Princeton, tallying a career-high eight strikeouts in Cal's first shutout of the season
- > Owns both of Cal's two shutouts this season

## CAREER STATISTICS

Year	ERA	W	L	App	GS	CG	SHO	CBO	SV	IP	H	R	ER	BB	SO	2B	3B	HR	BF	B/Avg	WP	HBP	BK	SFA	SHA
2014	3.87	7	7	20	11	5	2	0	0	72.1	77	41	40	21	58	12	4	18	317	.269	2	4	1	1	5
TOTAL	3.87	7	7	20	11	5	2	0	0	72.1	77	41	40	21	58	12	4	18	317	.269	2	4	1	1	5

# #2 JORDAN WALLACE

5-5 • R-SR • IF • R/R • Fairfield, Calif. (Fairfield HS)



## SINGLE-GAME RECORDS

	2014 SEASON HIGHS	CAREER HIGHS
AB	3. 9x -- last vs. Princeton (3/22/14)	4. 5x -- last vs. Kentucky (2/8/13)
RUNS	2 vs. Bradley (2/8/14)	2. 3x -- last vs. Bradley (2/8/14)
RBI	4 vs. Creighton (2/8/14)	Same
HITS	2 vs. Princeton (3/22/14)	2. 5x -- last vs. Princeton (3/22/14)
2B	1. 3x -- last vs. CSU Fullerton (2/15/14)	Same
3B	--	--
HR	1. 4x -- last vs. Hawaii (03/08/14)	1. 8x -- last vs. Hawaii (03/08/14)
BB	2. vs. Hawaii (03/08/14)	2. 3x -- last vs. Hawaii (3/8/14)
K	2 vs. Ohio State (3/13/14)	3. vs. Arizona State (4/28/13)
SB	--	1. 2x -- last vs. Indiana (2/13/11)
HIT STREAK	3 games. 2x -- last (2/23/14 to 3/5/14)	3 games. 3x -- last (2/23/14 to 3/5/14)

## 2014 HIGHLIGHTS

- > Hit a grand slam vs. Creighton, finishing 1-for-2 with one run and four RBI
- > Hit her first career double against New Mexico
- > Went 1-for-2 with two runs and two RBI against Bradley
- > Hit home runs in back to back games vs Texas and Loyola Chicago
- > Finished 1-for-2 with one homer, two RBI, one run scored and one walk vs. Texas
- > Went 1-for-1 with one homer and two walks vs. Hawaii on March 8
- > Went 1-for-1 with a run scored and two RBI in her pinch-hitting performance vs. Pacific

### Major

American Studies with a focus in sickness and disease -- aspires to become a registered nurse

### Why I have my number

I do pretty much everything in pairs, so I only like even numbers. Plus, Derek Jeter (one of my future husbands) wears No. 2 and he was always a favorite of mine growing up.

### Athletic Lineage

Excelling on the field is something that comes naturally to the Wallace family. Jordan's father, Melvin, played with the San Diego Chargers. Her mother, Wendy, lettered in softball at Sacramento State.

## CAREER STATISTICS

Year	Avg	GP	GS	AB	R	H	2B	3B	HR	RBI	TB	SLG%	BB	HBP	SO	GDP	OB%	SF	SH	SB	ATT	PO	A	E	FLD%
2010	.304	20	7	23	2	7	1	0	0	3	8	.348	4	6	6	1	.515	0	0	0	1	7	3	4	.714
2011	.155	50	47	116	23	18	8	0	4	21	38	.328	15	18	43	3	.342	0	0	1	1	372	14	5	.987
2013	.083	14	11	12	2	1	0	0	0	2	1	.083	1	4	6	0	.353	0	0	1	1	79	0	0	1.000
2014	.250	28	20	52	9	13	3	0	4	15	28	.538	7	3	12	0	.365	1	0	0	0	83	4	4	.956
TOTAL	.192	112	85	203	36	39	12	0	8	41	75	.369	27	31	67	4	.370	1	0	2	3	541	21	13	.977

**BROADCAST ROSTER**


**VANESSA ALVAREZ**  
5-2 • SO • OF • L/R  
San Jose, Calif.  
Archbishop Mitty HS



**CHEYENNE CORDES**  
5-4 • JR • IF • R/R  
Fairfield, Calif.  
Rodriguez HS



**TAYLOR COTTON**  
5-4 • FR • LHP • L/L  
Lincoln, Calif.  
Whitney HS



**ASHLEY DECKER**  
5-5 • SR • OF • L/R  
Sparks, Nev.  
Spanish Springs HS



**TAYLOR GARCIA**  
5-6 • SO • IF • R/R  
San Pedro, Calif.  
San Pedro HS



**DANIELLE HENDERSON**  
5-5 • JR • IF • R/R  
Elk Grove, Calif.  
Sheldon HS



**MARISSA IWANYLO**  
5-3 • SO • IF • R/R  
Henderson, Nev.  
Green Valley HS



**LaRISA JONES**  
5-4 • SR • OF • L/R  
Concord, Calif.  
Clayton Valley HS



**VICTORIA JONES**  
5-6 • SR • IF • R/R  
Oceanside, Calif.  
Vista HS



**BREANA KOSTREBA**  
5-3 • JR • UTIL • R/R  
Aptos, Calif.  
Aptos HS



**ALLEAH LAXAMANA**  
5-8 • FR • IF • R/R  
Long Beach, Calif.  
Woodrow Wilson HS



**MARY LEE**  
5-7 • JR • IF • R/R  
San Diego, Calif.  
Torrey Pines HS




**JASMIN MEJIA**  
5-6 • SO • OF • R/R  
Riverside, Calif.  
Arlington HS



**NISA ONTIVEROS**  
5-10 • SO • RHP • R/R  
Bakersfield, Calif.  
Ridgeview HS



**NIKKI OWENS**  
5-9 • JR • RHP • L/R  
Scotts Valley, Calif.  
Scotts Valley HS



**KYLIE REED**  
5-5 • FR • IF • L/R  
Corona, Calif.  
Norco HS



**ALEX ROBBEN**  
5-5 • SR • IF • L/L  
Napa, Calif.  
Napa HS



**KATIE SUTHERLAND-FINCH**  
5-4 • FR • RHP • R/R  
Hillsboro, Ore.  
Glencoe HS



**STEPHANIE TRZCINSKI**  
5-6 • FR • RHP/IF • R/R  
Adelaide, Australia  
St. Peters Girls School



**JORDAN WALLACE**  
5-5 • R-SR • IF • R/R  
Fairfield, Calif.  
Fairfield HS